

Relay Module - PLC-RSC- 24DC/21/C1D2 - 5603154


Please be informed that the data shown in this PDF Document is generated from our Online Catalog. Please find the complete data in the user's documentation. Our General Terms of Use for Downloads are valid (<http://phoenixcontact.com/download>)



PLC-INTERFACE, consisting of DIN rail-mountable basic terminal block with screw connection and plug-in miniature relay with power contact, 1 PDT, input voltage: 24 V DC, UL/cUL: approved for use in Ex Zone Class I Div. 2



Key Commercial Data

Packing unit	10 pc
GTIN	 4 046356 684422
GTIN	4046356684422

Technical data

Note

Utilization restriction	EMC: class A product, see manufacturer's declaration in the download area
-------------------------	---

Dimensions

Width	6.2 mm
Height	80 mm
Depth	94 mm

Ambient conditions

Ambient temperature (operation)	-20 °C ... 60 °C
Ambient temperature (storage/transport)	-40 °C ... 85 °C

Coil side

Nominal input voltage U_N	24 V DC
Typical input current at U_N	9 mA
Typical response time	5 ms
Typical release time	8 ms
Protective circuit	Reverse polarity protection Polarity protection diode
	Free-wheeling diode Damping diode

Relay Module - PLC-RSC- 24DC/21/C1D2 - 5603154

Technical data

Coil side

Operating voltage display	Yellow LED
Power dissipation for nominal condition	0.22 W

Contact side

Contact type	1 PDT
Type of switch contact	Single contact
Contact material	AgSnO
Maximum switching voltage	250 V AC/DC (The separating plate PLC-ATP should be installed for voltages larger than 250 V (L1, L2, L3) between identical terminal blocks in adjacent modules. Potential bridging is then carried out with FBST 8-PLC... or ...FBST 500...)
Minimum switching voltage	12 V AC/DC
Min. switching current	10 mA
Maximum inrush current	10 A (4 s)
Limiting continuous current	6 A
Interrupting rating (ohmic load) max.	140 W (at 24 V DC)
	20 W (at 48 V DC)
	18 W (at 60 V DC)
	23 W (at 110 V DC)
	40 W (at 220 V DC)
	1500 VA (for 250 V AC)

General

Test voltage relay winding/relay contact	4 kV AC (50 Hz, 1 min.)
Operating mode	100% operating factor
Degree of protection	IP20 (Relay base)
Mechanical service life	2x 10 ⁷ cycles
UL, USA	Class I, Zone 2, AEx nA nC IIC T6
UL, USA/Canada	Class I, Div. 2, Groups A, B, C, D
UL, Canada	Class I, Zone 2, Ex nA nC IIC Gc T6 X
Mounting position	any
Assembly instructions	In rows with zero spacing
Net weight (SAP)	36.8 g

Connection data input side

Connection name	Coil side
Connection method	Screw connection
Stripping length	8 mm
Screw thread	M 3
Conductor cross section solid	0.14 mm ² ... 2.5 mm ²
Conductor cross section flexible	0.14 mm ² ... 2.5 mm ²
	0.2 mm ² ... 2.5 mm ² ()
	2x 0.5 mm ² ... 1.5 mm ² ()

Relay Module - PLC-RSC- 24DC/21/C1D2 - 5603154

Technical data

Connection data input side

Conductor cross section AWG	26 ... 14
-----------------------------	-----------

Connection data output side

Connection name	Contact side
Connection method	Screw connection
Stripping length	8 mm
Screw thread	M3
Conductor cross section solid	0.14 mm ² ... 2.5 mm ²
Conductor cross section flexible	0.14 mm ² ... 2.5 mm ²
	0.2 mm ² ... 2.5 mm ² ()
	2x 0.5 mm ² ... 1.5 mm ² ()
Conductor cross section AWG	26 ... 14

Standards and Regulations

Designation	Standards/regulations
Standards/regulations	IEC 60664
	EN 50178
Degree of pollution	3
Overvoltage category	III
Flammability rating according to UL 94	V0
Conformance	CE-compliant
UL, USA	Class I, Zone 2, AEx nA nC IIC T6
UL, USA/Canada	Class I, Div. 2, Groups A, B, C, D
UL, Canada	Class I, Zone 2, Ex nA nC IIC Gc T6 X

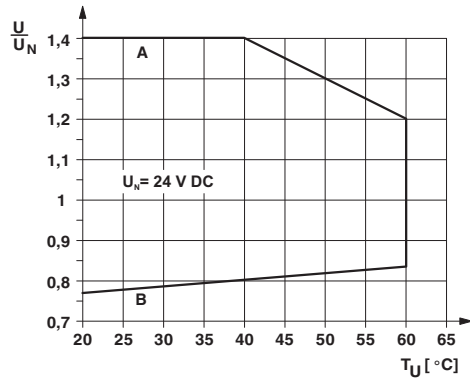
Environmental Product Compliance

REACH SVHC	Lead 7439-92-1
China RoHS	Environmentally Friendly Use Period = 50
	For details about hazardous substances go to tab "Downloads", Category "Manufacturer's declaration"

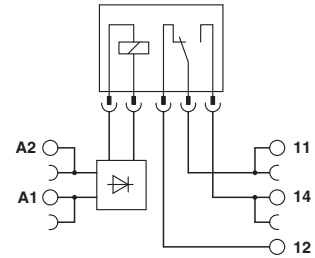
Drawings

Relay Module - PLC-RSC- 24DC/21/C1D2 - 5603154

Diagram



Circuit diagram



Curve A
Maximum permissible continuous voltage U_{max} with limiting continuous current on the contact side (see relevant technical data)
Curve B
Minimum permissible operate voltage U_{op} after pre-excitation (see relevant technical data)

Approvals

Approvals

Approvals

EAC

Ex Approvals

UL Listed / cUL Listed / cULus Listed

Approval details

EAC		RU C- DE.A*30.B.01082
-----	--	--------------------------

Phoenix Contact 2019 © - all rights reserved
<http://www.phoenixcontact.com>

PHOENIX CONTACT GmbH & Co. KG
Flachmarktstr. 8
32825 Blomberg
Germany
Tel. +49 5235 300
Fax +49 5235 3 41200
<http://www.phoenixcontact.com>