

ACP-2000/ IPC-602

2U 6-Slot Rackmount Chassis with Front USB and PS/2 Interfaces



PICMG 1.0

PICMG 1.3

Features

- 2U rackmount chassis supports up to 6 cards
- Butterfly backplane design
- Front-accessible USB and PS/2 connectors
- 250 W / 300 W AC ATX and DC power supply options
- Two 40 CFM cooling fans with air filter
- Lockable front door prevents unauthorized access
- System alarm notification by front LED indicators (ACP-2000 only)

CE FCC RoHS
COMPLIANT

Specifications


Drive Bay	Slim Optical Disk Drive	Front-accessible	Internal
	3.5"	1/-	-
	5.25"	2/1	-/1
Cooling	Fan	2 (8 cm / 47 CFM each) / 2 (8 cm / 40 CFM each)	
	Air Filter	Yes	
	Front I/O Interface	USB	2
Miscellaneous	PS/2	1	
	LED Indicators	Power and HDD activity; fan and temperature for ACP-2000 only	
Environment	Rear Panel	One 9-pin D-Sub opening	
	Temperature	Operating	Non-Operating
		0 ~ 40° C (32 ~ 104° F)	-20 ~ 60° C (-4 ~ 140° F)
	Humidity	10 ~ 85% @ 40° C, non-condensing	10 ~ 95% @ 40° C, non-condensing
	Vibration (5 ~ 500 Hz)	0.5 Grms	2 G
	Shock	10 G (with 11 ms duration, half sine wave)	30 G
Physical Characteristics	Dimensions (W x H x D)	482 x 88 x 451 mm (19" x 3.5" x 17.8")	
	Weight	11.5 kg (25.3 lb) / 11.3 kg (24.9 lb)	

Front View

IPC-602



Inside View



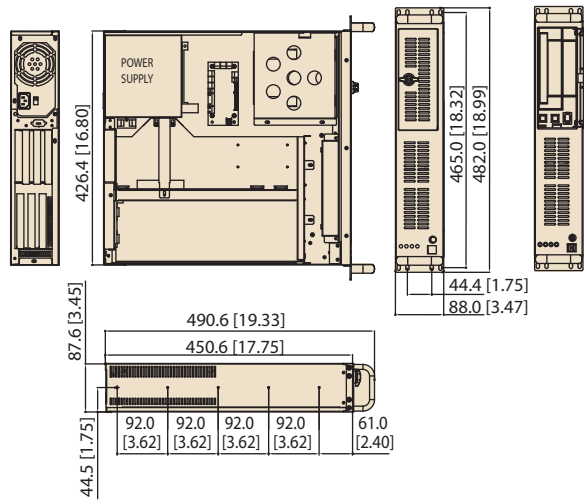
ACP-2000



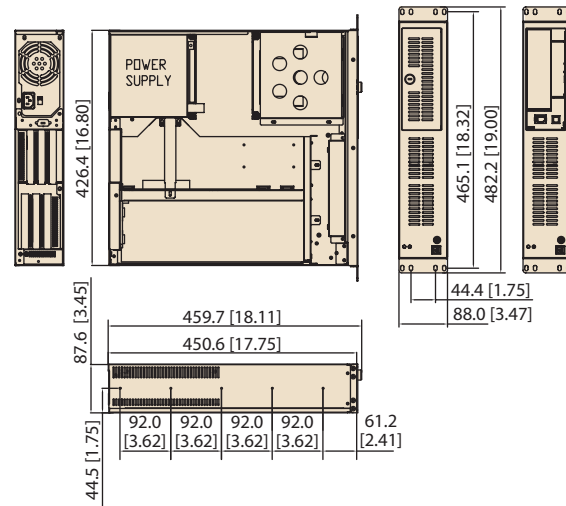
Dimensions

Unit: mm [inch]

ACP-2000



IPC-602



Ordering Information

Part Number	Power Supply	Backplane
PICMG 1.0		
ACP-2000P3-00XE	Without power supply, with ATX switch	989K610622E (PCA-6106P3V)
ACP-2000P4-00XE	Without power supply, with ATX switch	989K610512E (PCA-6105P4V)
IPC-602P3-00XBE	Without power supply, with ATX switch	989K610622E (PCA-6106P3V)
IPC-602P4-00XBE	Without power supply, with ATX switch	989K610512E (PCA-6105P4V)
PICMG 1.3		
ACP-2000EBP-00XE	Without power supply, with ATX switch	-
IPC-602EBP-00XBE	Without power supply, with ATX switch	-

Power Supply Options

(For detailed power supply specs, please refer to Chapter 6)

Part Number	Watts	Specifications Input
PS-250ATX-ZE (ATX, PFC) (IPC-602 only)	250 W	AC 115/230 V (selectable)
PS8-300ATX-ZBE (ATX, PFC)	300 W	AC 100 ~ 240 V (full range)
PS8-400ATX-ZE (ATX, PFC)	400 W	AC 100 ~ 240 V (full range)
PS-300ATX-DC48E (ATX)	300 W	DC -48 V
RPS-300ATX-ZE (ATX, PFC) (1+1 redundant, ACP-2000 only)	300 W	AC 100 ~ 240 V (full range)

Optional Accessories

Part Number	Description
2130006189S000	Door filter 156 x 45 x 5 mm
1990001949	Fan filter 165 x 58 mm
1950000868T00B	P3 and X3 card cage
1950000869N002	P4 card cage
1700011772	SATA power wire 6-pin to big 4-pin (for slim ODD)
IDT-3120E	Mobile rack for converting a 3.5" drive bay to dual 2.5" SATA HDD trays