

## CSX3 Model

3.2X5 mm Ultra Miniature SMD Crystal


<b>Frequency Range:</b>	12MHz to 45MHz
<b>Calibration Tolerance:</b>	±10ppm to ±50ppm
<b>Frequency Stability:</b>	±10ppm to ±100ppm
<b>Temperature Range:</b>	-10°C to 70°C
<b>Storage:</b>	-30°C to 85°C
<b>Shunt Capacitance:</b>	5.0pF Max
<b>Drive Level:</b>	20uW Typical, 300uW Max
<b>Aging:</b>	±3ppm Max 1st/yr
<b>ESR:</b>	see table 1

**Packaging:** 1K Tape and Reel

**Aging:** <3ppm 1st/yr Max

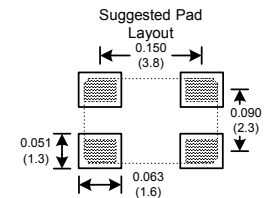
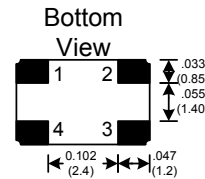
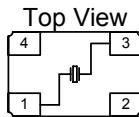
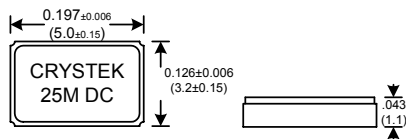
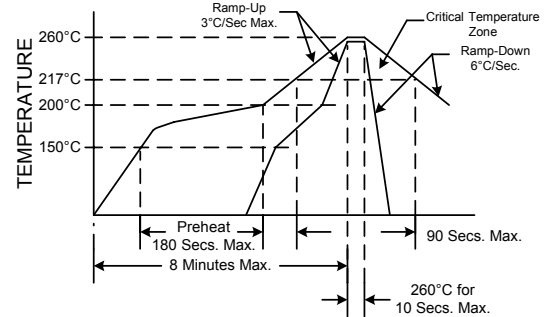


## Quartz Crystal



Designed to meet the most demanding space requirements while providing excellent stability.

### RECOMMENDED REFLOW SOLDERING PROFILE



Dimensions inches (mm)  
All dimensions are Max unless otherwise specified.

### Build Your Own P/N

### CSX3-XXX-XX-Freq

<b>Frequency Tolerance at 25°C</b> A ±10 ppm B ±25 ppm C ±50 ppm	<b>Frequency Stability over Temp Range</b> A ±10 ppm (-10 to 70°C) B ±25 ppm (-10 to 70°C) C ±50 ppm (-10 to 70°C) D ±100 ppm (-10 to 70°C) E ±50 ppm (-40 to 85°C) F ±100 ppm (-40 to 85°C) G ±30 ppm (-40 to 85°C)	<b>Mode</b> "Blank" or "1" Fundamental 12-39 MHz	<b>Load Capacitance</b> S= Series 10= 10pF 14= 14pF 16= 16pF 18= 18pF 20= 20pF 22= 22pF 25= 25pF 32= 32pF
---	---	--	--

Example:

CSX3-AB1-18-19.680 = ±10ppm at 25°C, ±25ppm -10 to 70°C, Fundamental, 18pF Load Cap, 19.680MHz

PIN	Signal
1	Crystal
2	GND
3	Crystal
4	GND

Resistance at series resonance	
Freq. (MHz)	Max ESR
12.0 - 20.0 (F)	50
20.1 - 39.0 (F)	40

Table 1

Specifications subject to change without notice.

TD-021011 Rev. G

