

THT POWER INDUCTORS

Power Beads - PA2080NL, PA1894NL, PA2150NL and PA2125NL Series



- 🔌 Desktop/Server Vcore Inductors
- 🔌 DCR Tolerance: $\pm 4\%$
- 🔌 Current Rating: Over 80A_{pk}
- 🔌 Inductance Range: 140nH to 470nH

Electrical Specifications @ 25°C — Operating Temperature -40°C to +130°C⁷

Part Number	Inductance @0A _{dc} (nH $\pm 10\%$)	Inductance @I _{rated} (nH TYP)	I _{rated} ¹ (A _{dc})	DCR ² (m Ω)	Saturation Current ³ (A TYP)		Heating Current ⁴ (A TYP)
					25°C	100°C	
PA2080NL SERIES - 10.5MM X 7.5MM X 8.9MM MAX							
PA2080.141NL	140	140	40	0.49 $\pm 4.1\%$	>80	>80	40
PA2080.161NL	160	160	40		70	60	
PA2080.191NL	190	182	40		65	55	
PA2080.221NL	220	207	40		55	50	
PA1894NL SERIES - 10.0MM X 9.0MM X 10.0MM MAX							
PA1894.191NL	185	185	35	0.64 $\pm 4.6\%$	72	58	35
PA1894.221NL	220	220	35		63	51	
PA1894.271NL	270	270	35		50	43	
PA1894.331NL	335	268	35		40	35	
PA2150NL SERIES - 11.8MM X 9.0MM X 9.2MM MAX							
PA2150.181NL	180	180	37	0.50 $\pm 4.0\%$	74	67	37
PA2150.231NL	235	235	37		56	50	
PA2150.261NL	270	270	37		52	44	
PA2150.371NL	370	296	36		36	32	
PA2150.471NL	470	376	27		27	25	
PA2125NL SERIES - 15.9MM X 9.0MM X 9.2MM MAX							
PA2125.251NL	250	250	34	0.62 $\pm 6.5\%$	68	63	34
PA2125.281NL	285	285	34		66	56	
PA2125.331NL	335	335	34		56	50	
PA2125.361NL	360	360	34		52	46	
PA2125.441NL	440	440	34		42	38	

NOTES:

- The rated current as listed is either the saturation current or the heating current depending on which value is lower.
- The saturation current is the typical current which causes the inductance to drop by 20% at the stated ambient temperatures (25°C and 100°C). This current is determined by placing the component in the specified ambient environment and applying a short duration pulse current (to eliminate self-heating effects) to the component.
- The heating current is the DC current which causes the part temperature to increase by approximately 40°C.
- In high volt*time applications, additional heating in the component can occur due to core losses in the inductor which may necessitate derating the current in order to limit the temperature rise of the component. To determine the approximate total losses (or temperature rise) for a given application, the coreloss and temperature rise curves can be used.
- The temperature of the component (ambient plus temperature rise) must be within the stated operating temperature range.

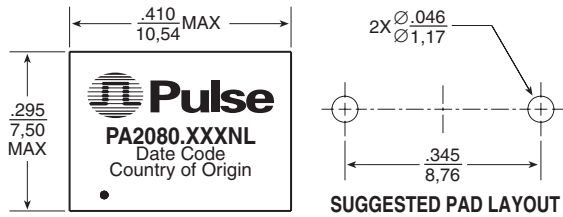
THT POWER INDUCTORS

Power Beads - PA2080NL, PA1894NL, PA2150NL and PA2125NL Series

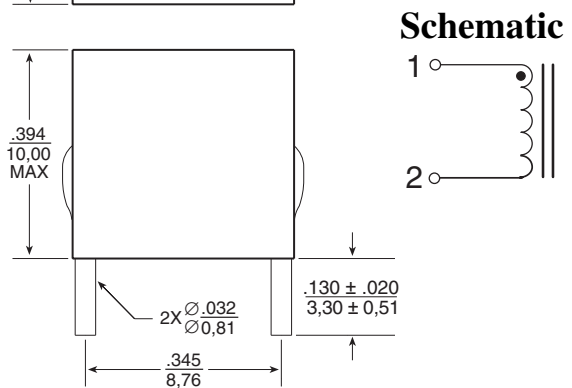
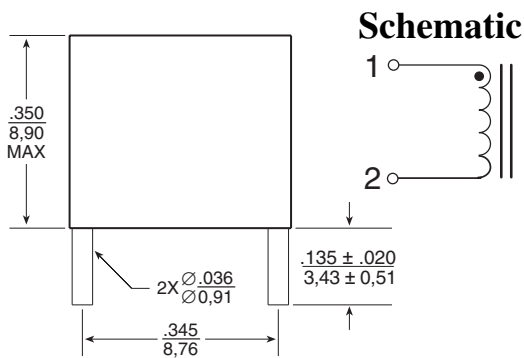
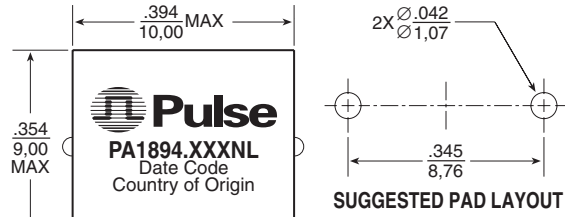


Mechanicals

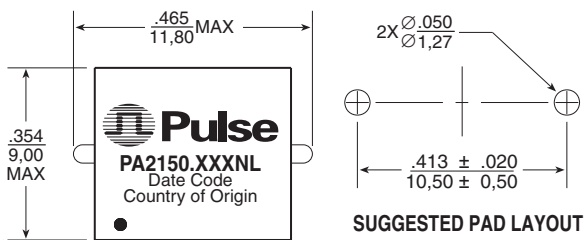
PA2080.XXXNL



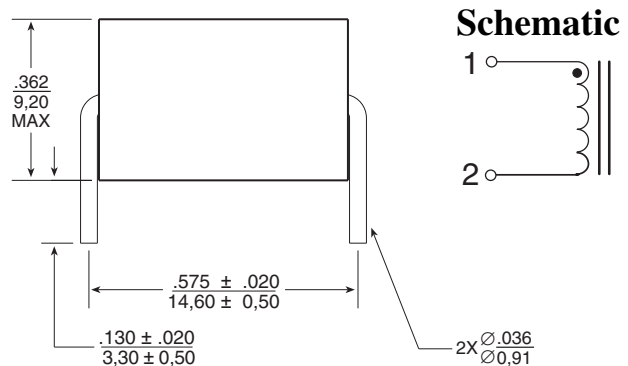
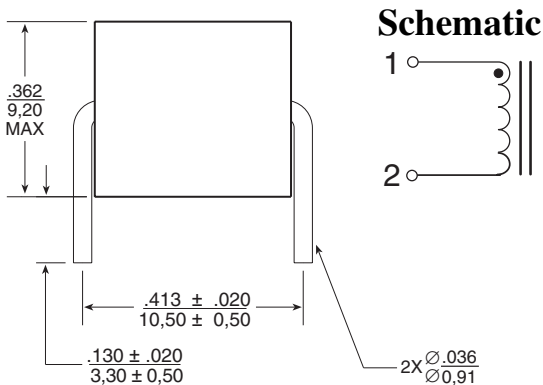
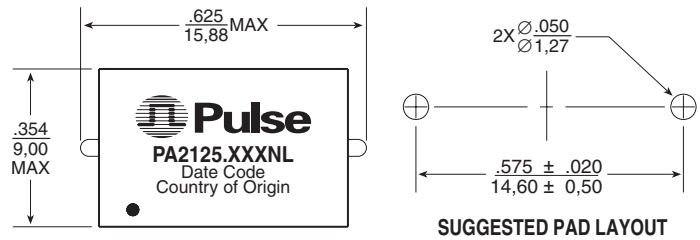
PA1894.XXXNL



PA2080.XXXNL



PA1894.XXXNL



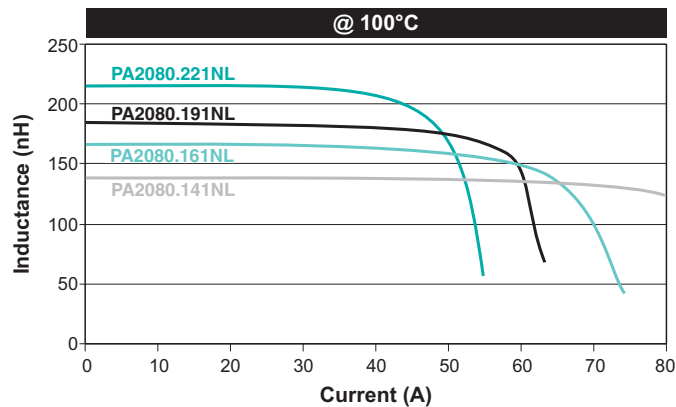
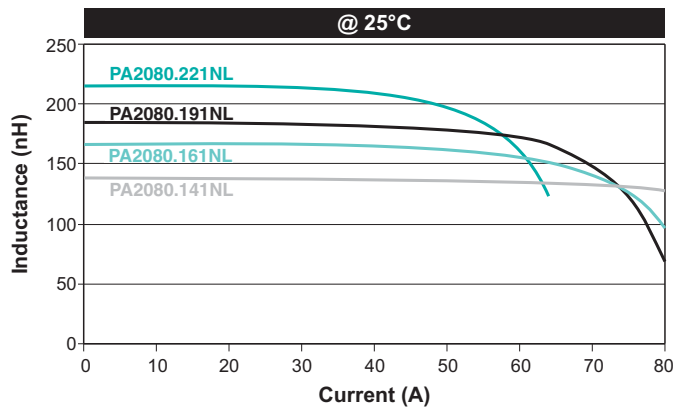
Dimensions: $\frac{\text{Inches}}{\text{mm}}$ Unless otherwise specified, all tolerances are $\pm \frac{.010}{0,25}$

THT POWER INDUCTORS

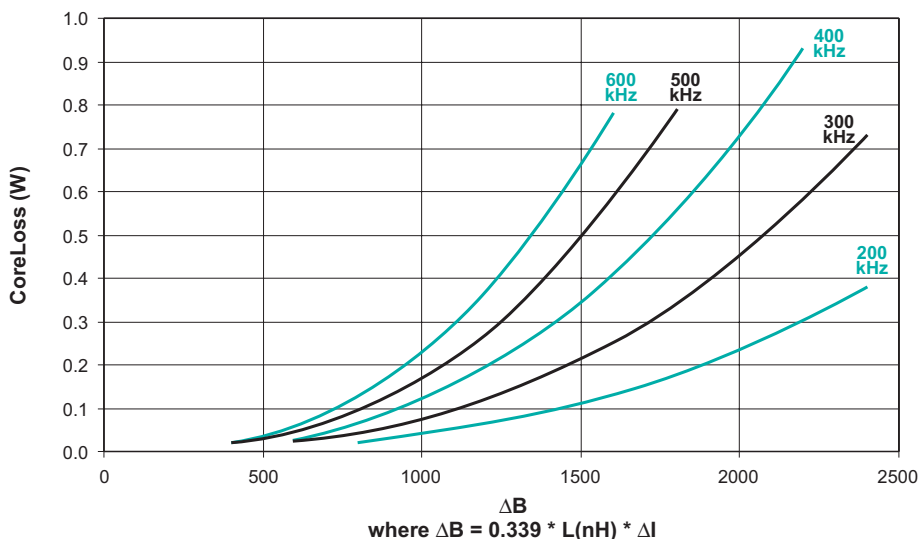
Power Beads - PA2080NL, PA1894NL, PA2150NL and PA2125NL Series



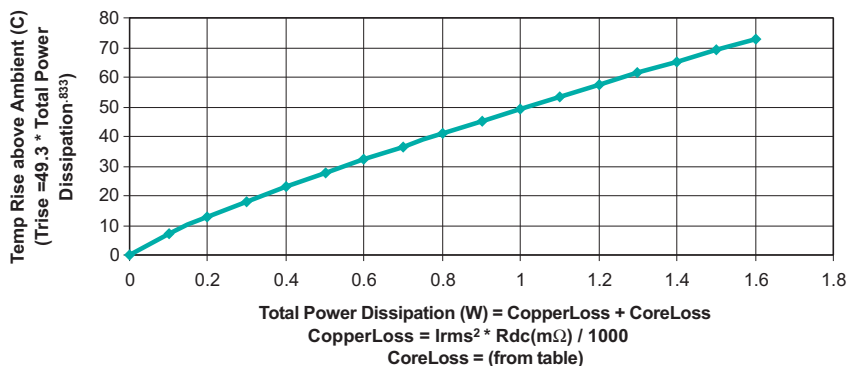
Typical Inductance vs DC Bias for PA2080.XXXNL Series



CoreLoss (W) for PA2080.XXXNL Series



Temp Rise vs Power Dissipation for PA2080.XXXNL Series

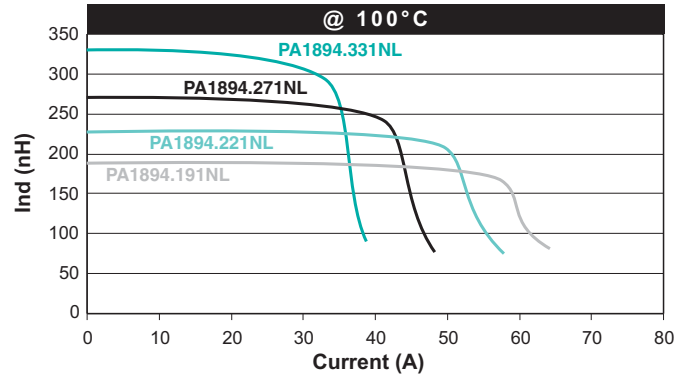
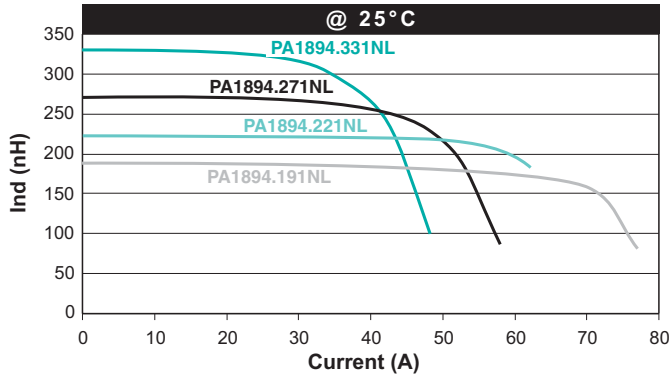


THT POWER INDUCTORS

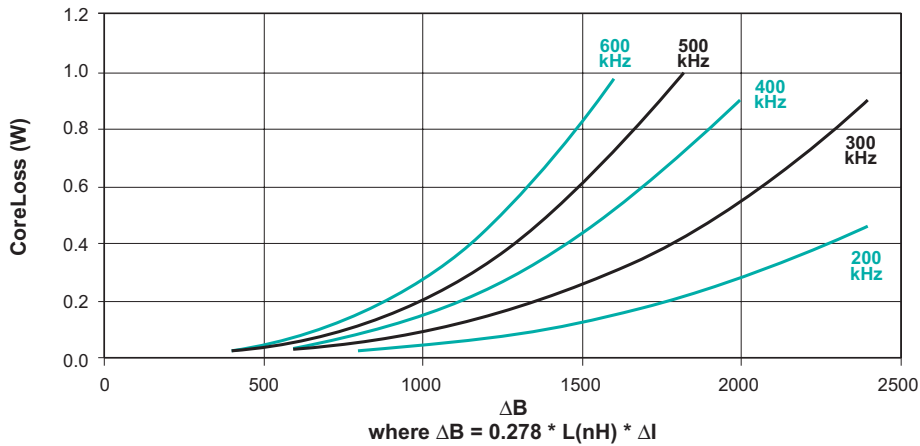
Power Beads - PA2080NL, PA1894NL, PA2150NL and PA2125NL Series



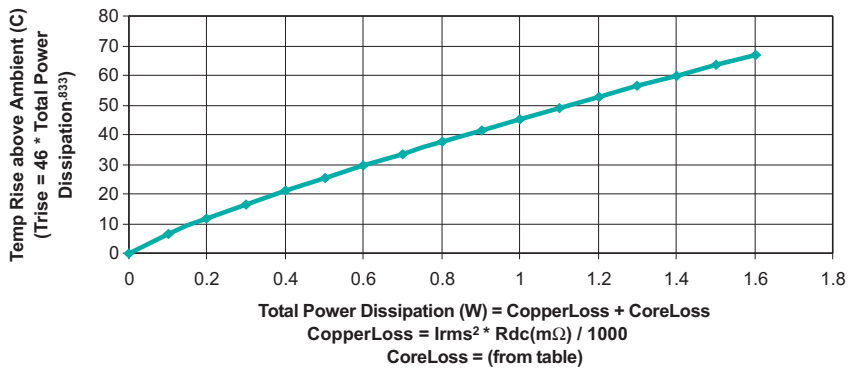
LvsI for PA1894.XXXNL Series



CoreLoss (W) for PA1894.XXXNL Series



Temp Rise vs Power Dissipation for PA1894.XXXNL Series

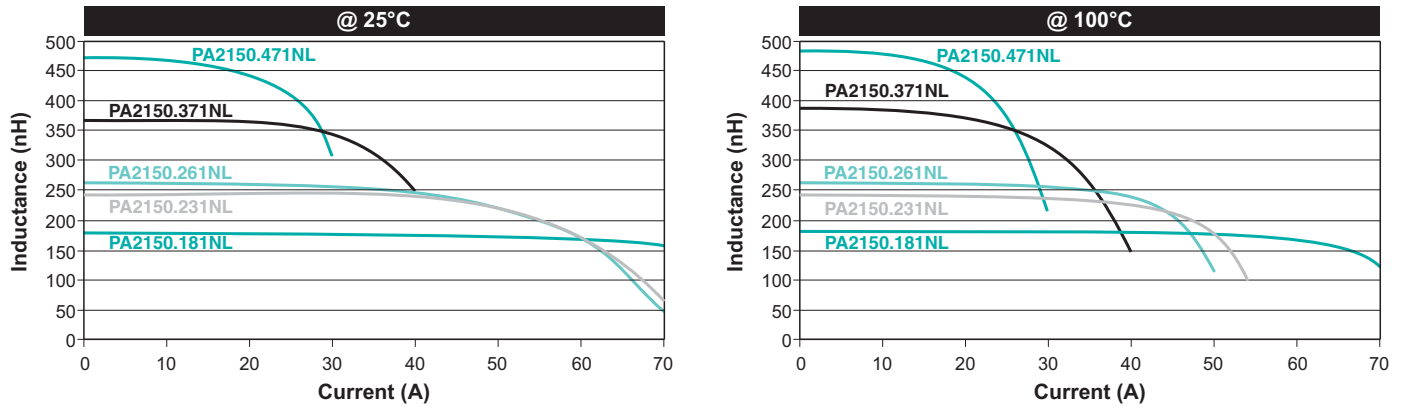


THT POWER INDUCTORS

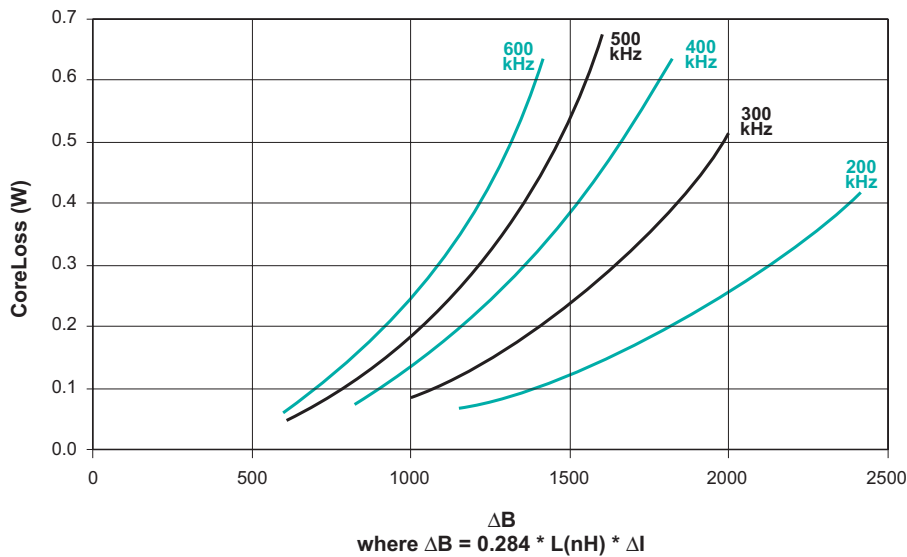
Power Beads - PA2080NL, PA1894NL, PA2150NL and PA2125NL Series



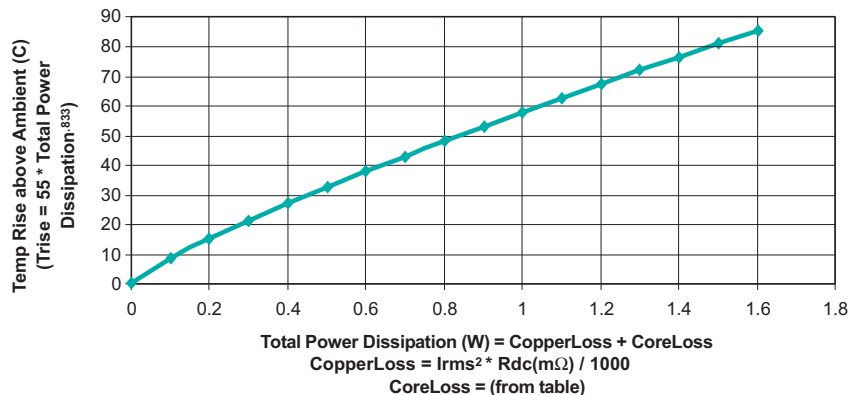
Typical Inductance vs DC Bias for PA2150.XXXNL Series



CoreLoss (W) for PA2150.XXXNL Series



Temp Rise vs Power Dissipation for PA2150.XXXNL Series

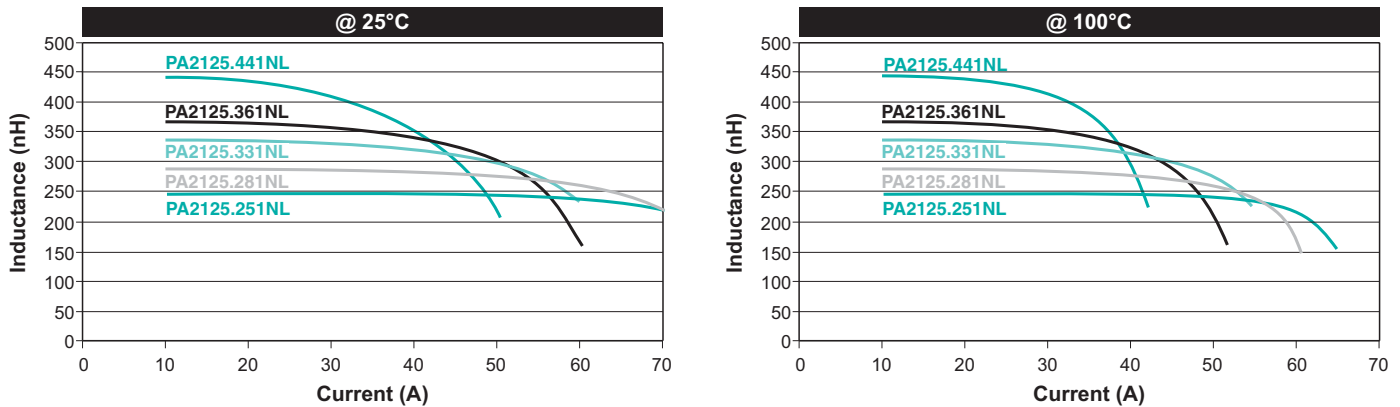


THT POWER INDUCTORS

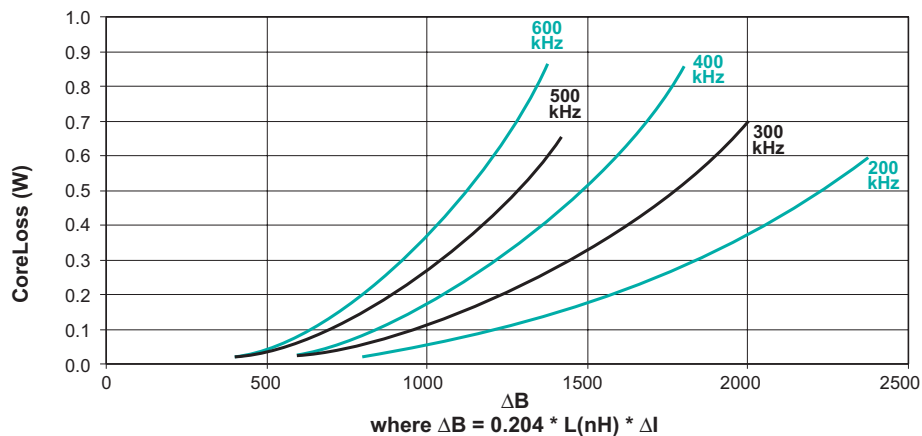
Power Beads - PA2080NL, PA1894NL, PA2150NL and PA2125NL Series



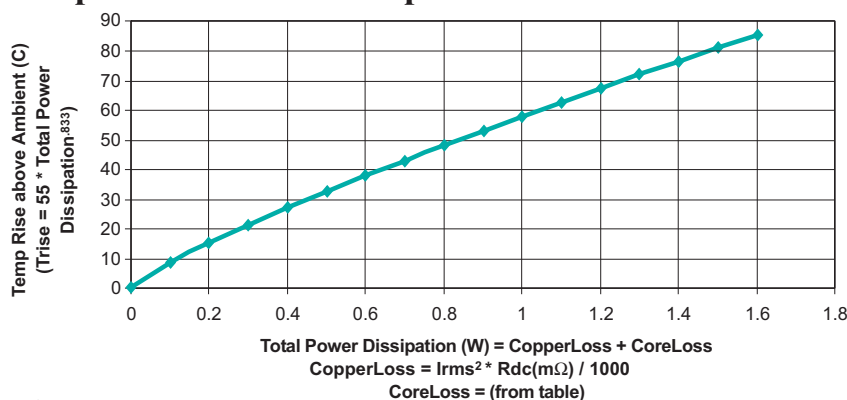
Typical Inductance vs DC Bias for PA2125.XXXNL Series



CoreLoss (W) for PA2125.XXXNL Series



Temp Rise vs Power Dissipation for PA2125.XXXNL Series



For More Information:

Pulse Worldwide Headquarters
 12220 World Trade Dr.
 San Diego, CA 92128
 U.S.A.
www.pulseeng.com

Pulse European Headquarters
 Einsteinstrasse 1
 D-71083 Herrenberg
 Germany

Pulse China Headquarters
 B402, Shenzhen Academy of
 Aerospace Technology Bldg.
 10th Kejinan Rd.
 High-Tech Zone
 Nanshan District
 Shenzhen, PR China 518057
 TEL: 86 755 33966678
 FAX: 86 755 33966700

Pulse North China
 Room 1503
 XinYin Building
 No. 888 YiShan Rd.
 Shanghai 200233
 China
 TEL: 86 21 32181071
 FAX: 86 21 32181396

Pulse South Asia
 150 Kampong Ampat
 #07-01/02
 KA Centre
 Singapore 368324
 TEL: 65 6287 8998
 FAX: 65 6280 0080

Pulse North Asia
 No. 26
 Kao Ching Rd.
 Yang Mei Chen
 Taoyuan Hsien
 Taiwan, R. O. C.
 32667
 TEL: 886 3 4643715
 FAX: 886 3 4641911

TEL: 858 674 8100
 FAX: 858 674 8262

TEL: 49 7032 7806 0
 FAX: 49 7032 7806 12

Performance warranty of products offered on this data sheet is limited to the parameters specified. Data is subject to change without notice. Other brand and product names mentioned herein may be trademarks or registered trademarks of their respective owners. © Copyright, 2008. Pulse Engineering, Inc. All rights reserved.