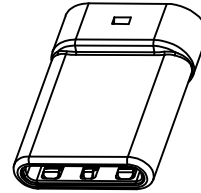


SECT B-B

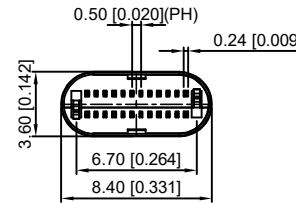
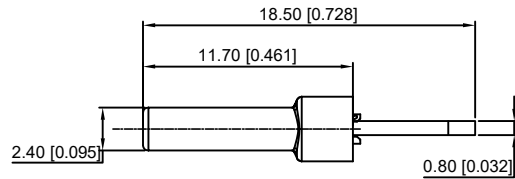
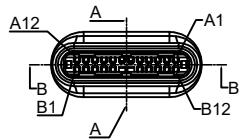
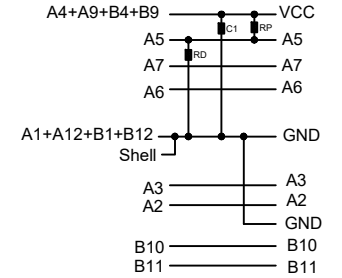
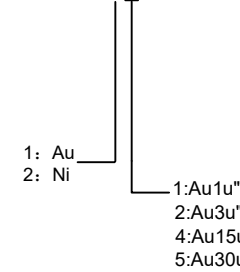


| P/N               | R/C                       |
|-------------------|---------------------------|
| U261-24XXN-4B0281 | C(10nF/30V MIN)           |
| U261-24XXN-4B0165 | C(10nF/30V MIN)+RD(5.1KΩ) |
| U261-24XXN-4B0174 | C(10nF/30V MIN)+RP(56KΩ)  |

U261-24XXN-4B0281

C TYPE PLUG:

PCB:



REMARKS:

1. CONTACT INSERTION AND WITHDRAW FORCE :

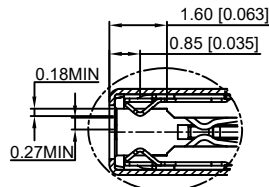
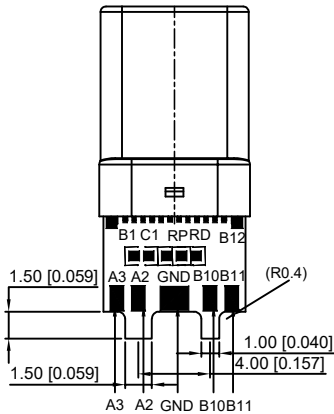
- 1.Insertion force : 5N-20N max.
2. Withdrawal force : 8N-20N.
- 3.Durability : 10000Cycles.

2.ELECTRIC PROPERTY :

- 1.Contact current rating : 3A.
- 2.Dielectric Strength : 100V AC(RMS).
- 3.Insulation Resistance : 100 megaohms min.
- 4.Contact resistance : 40m0hms MAX.FOR VBUS,GND AND OTHER CONTACT 50m0hms MAX.AFTER ENVIRONMENT TEST

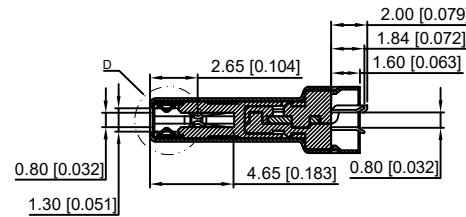
3.AMBIENT TEMPERATURE :

- 1.Operating temperature : -55°C to +85°C.



D

2:1



SECT A-A

|     |      |      |      |       |    |    |      |      |      |      |     |
|-----|------|------|------|-------|----|----|------|------|------|------|-----|
| A12 | A11  | A10  | A9   | A8    | A7 | A6 | A5   | A4   | A3   | A2   | A1  |
| GND | RX2+ | RX2- | Vbus | SBU1  | D- | D+ | CC   | Vbus | TX1- | TX1+ | GND |
| GND | TX2+ | TX2- | Vbus | Vconn |    |    | SBU2 | Vbus | RX1- | RX1+ | GND |
| B1  | B2   | B3   | B4   | B5    | B6 | B7 | B8   | B9   | B10  | B11  | B12 |

|      |                 |                |                        |
|------|-----------------|----------------|------------------------|
| 6    | Shrapnel        | SUS T=0.10mm   |                        |
| 5    | Shell           | SUS T=0.15mm   | Ovep-plating: Ni       |
| 4    | Terminal        | C7025 T=0.15mm | Ovep-plating: Au Ni/Sn |
| 3    | Latch           | SUS T=0.4mm    |                        |
| 2    | Housing         | LCP            | UL94-0                 |
| 1    | Housing Stopper | LCP            | UL94-0                 |
| ITEM | DESCRIPTION     | MATERIAL       | REMARKS                |

| MARK | DESCRIPTION | DATE | REVISED | APPROVED | UNSPECIFIED TOLERANCES | DSND | DATE | SCALE: N/A  | MODEL TYPE: 3.1 TYPE C |
|------|-------------|------|---------|----------|------------------------|------|------|-------------|------------------------|
| Δx   |             |      |         |          | ANGLAR ±5°             | DWN  | DATE | VIEW:       | PART NO.:              |
| Δx   |             |      |         |          | L ≤ 4 ±0.2             | CHKD | DATE | UNIT: mm/in | DWG NO.:               |
| Δx   |             |      |         |          | 4 < L ≤ 16 ±0.3        | APPD | DATE | SIZE: A4    | U261-24XXN-4B0281      |
| Δx   |             |      |         |          | 16 < L ≤ 63 ±0.4       |      |      |             | WEIGHT 1.0g            |
| Δx   |             |      |         |          | L > 63 ±0.5            |      |      |             | SHEET 1/1              |
|      |             |      |         |          |                        |      |      |             | REVISION A0            |

www.xk-dg.cn www.helloxkb.com www.helloxkb.cn

XKB INDUSTRIAL PRECISION CO., LIMITED