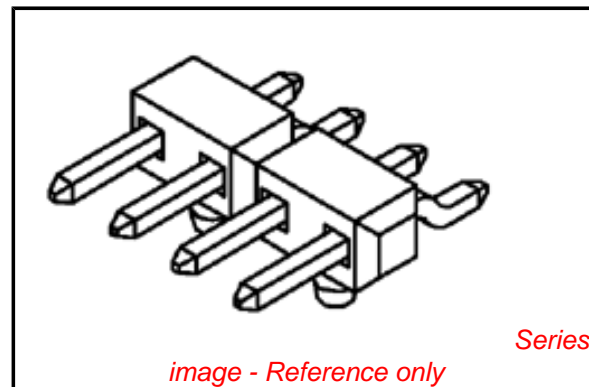


PLEASE CHECK WWW.MOLEX.COM FOR LATEST PART INFORMATION

Part Number: **0878580250**
Status: **Active**
Overview: milligrd
Description: 2.00mm (.079") Pitch Milli-Grid™ Breakaway Header, Surface Mount, Single Row, Vertical, without Peg, with Kapton Tape, Tape on Reel Packaging, Mating Pin Length 6.00mm (.236"), 2 Circuits, Lead-free

Documents:

[Drawing \(PDF\)](#) [RoHS Certificate of Compliance \(PDF\)](#)
[Product Specification PS-87761-100 \(PDF\)](#)



General

Product Family	PCB Headers
Series	<u>87858</u>
Application	Wire-to-Board
Overview	<u>milligrd</u>
Product Name	Milli-Grid™

Physical

Breakaway	Yes
Circuits (Loaded)	2
Circuits (maximum)	2
Color - Resin	Black
First Mate / Last Break	No
Glow-Wire Compliant	No
Guide to Mating Part	No
Keying to Mating Part	None
Lock to Mating Part	None
Mated Height (in)	0.236 In
Mated Height (mm)	6.00 mm
Material - Metal	Copper Alloy
Material - Plating Mating	Tin
Material - Plating Termination	Nickel
Material - Resin	High Temperature Thermoplastic
Number of Rows	1
Orientation	Parallel
PC Tail Length (in)	0.110 In
PC Tail Length (mm)	2.80 mm
PCB Locator	Yes
PCB Retention	None
PCB Thickness Recommended (in)	0.063 In
PCB Thickness Recommended (mm)	1.60 mm
Packaging Type	Embossed Tape on Reel
Pitch - Mating Interface (in)	0.079 In
Pitch - Mating Interface (mm)	2.00 mm
Pitch - Term. Interface (in)	0.079 In
Pitch - Term. Interface (mm)	2.00 mm
Plating min: Mating (µin)	100
Plating min: Mating (µm)	2.54
Polarized to Mating Part	No
Polarized to PCB	Yes
Shrouded	No
Stackable	No
Temperature Range - Operating	-55°C to +105°C
Termination Interface: Style	Surface Mount

EU RoHS

ELV and RoHS Compliant
REACH SVHC
 Not Reviewed
Halogen-Free Status

China RoHS



Not Reviewed

Need more information on product environmental compliance?

Email productcompliance@molex.com
 For a multiple part number RoHS Certificate of Compliance, [click here](#)

Please visit the [Contact Us](#) section for any non-product compliance questions.

Search Parts in this Series

87858Series

Mates With

2.00 mm (.079") single row receptacles

Electrical

Current - Maximum per Contact	2A
Voltage - Maximum	125V

Solder Process Data

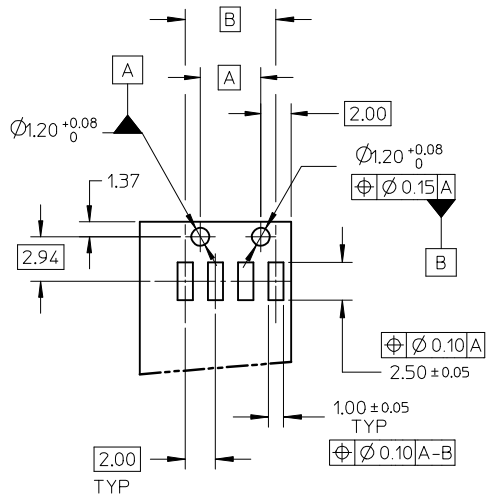
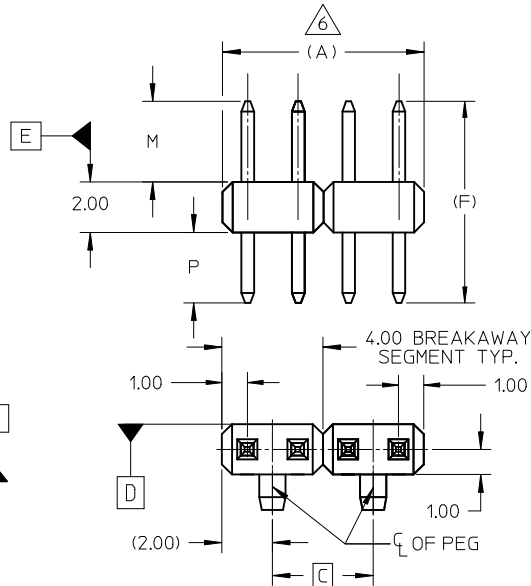
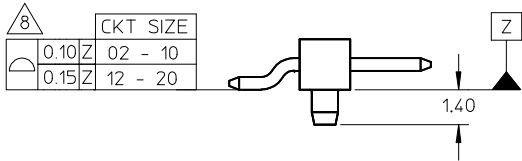
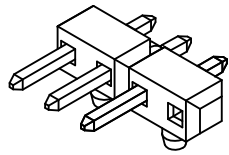
Duration at Max. Process Temperature (seconds)	10
Lead-free Process Capability	Reflow Capable (SMT only)
Max. Cycles at Max. Process Temperature	3
Process Temperature max. C	260

Material Info**Reference - Drawing Numbers**

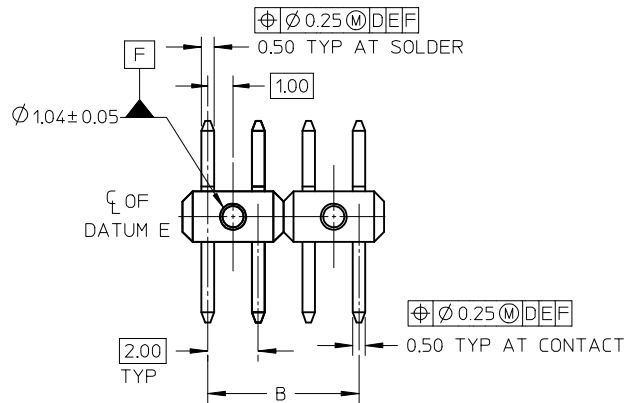
Product Specification	PS-87761-100
Sales Drawing	SD-87858-001

This document was generated on 05/25/2010

PLEASE CHECK WWW.MOLEX.COM FOR LATEST PART INFORMATION

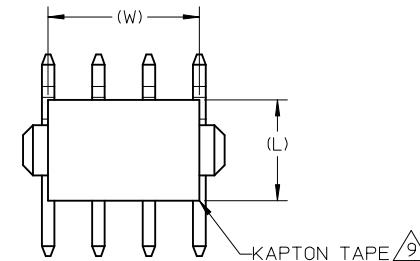


RECOMMENDED PCB LAYOUT



NOTES:

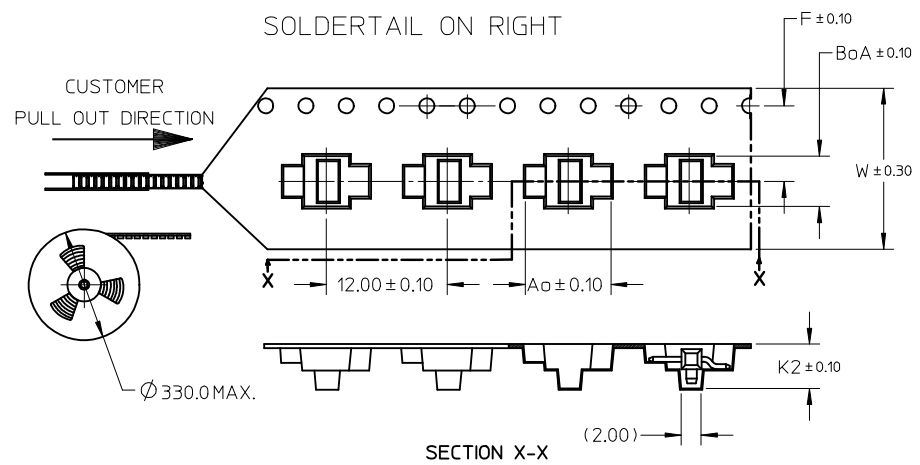
- MATERIAL:
HSG: LCP, GLASS-FILLED, UL94V-0, COLOR:BLACK
PIN: 0.50mm SQ, COPPER ALLOY
- PLATING:
(1) 2.540µm TIN OVERALL PLATING OVER NICKEL OVERALL
(2) 5.080µm TIN OVERALL PLATING OVER NICKEL OVERALL
- PACKAGING TYPE: SEE TABLE
- PACKAGING SPECIFICATION:
TRAY: PK-89990-487
TAPE & REEL: PK-89990-484
- PRODUCT SPEC PS-87761-100 APPLIES
- IRREGULAR CIRCUIT CUTOFF WITHIN BREAKAWAY SECTION IS PERMISSIBLE. MEASUREMENT AT BOTH ENDS, FROM CUT END TO THE CENTRELINE OF THE HOUSING CORE HOLE OF THE FIRST PIN REMAINS AT 1.00±0.20MM. CUTTING AND CHIPPING OF THE MAIN BODY IS NOT ACCEPTABLE.
- THE ABOVE CKT 4 IS FOR ILLUSTRATION PURPOSE ONLY
- COPLANARITY IS TO BE MEASURED BY RESTING THE SOLDER TAIL ON A GAUGE SURFACE
- KAPTON TAPE LOCATION IS CENTERED ALONG THE PART AS SHOWN.
- RECOMMENDED PCB BOARD THICKNESS: 1.60±0.10mm



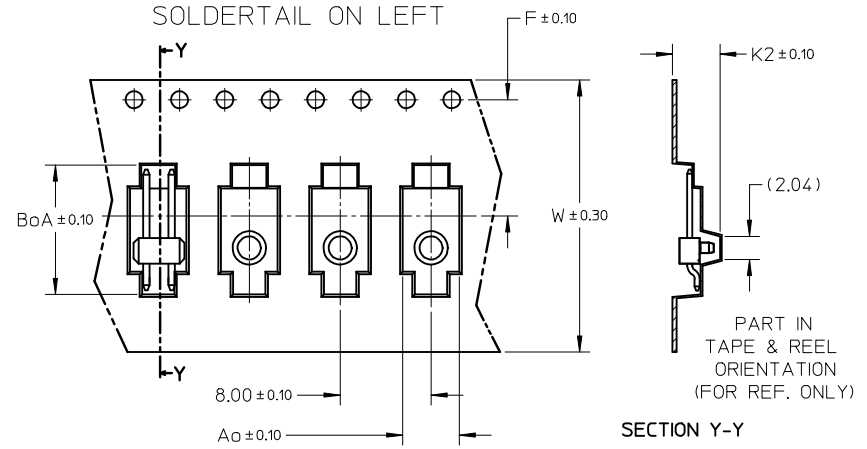
ADD DIMENSIONS EC NO: S2009-0295 DRWN:ATSEE CHKD:SKANG APPR:MLONG 2009/02/09 2009/02/10 2009/02/11	QUALITY SYMBOLS ▽=0 ◻=0	GENERAL TOLERANCES (UNLESS SPECIFIED) mm INCH 4 PLACES ± --- ± --- 3 PLACES ± --- ± --- 2 PLACES ± 0.2 ± --- 1 PLACE ± --- ± --- ANGULAR ± 3 °	DIMENSION STYLE MM ONLY DRAWN BY: KSEE DATE: 2003/11/14 CHECKED BY: DATE: APPROVED BY: PTLIM DATE: 2003/12/15 MATERIAL NO. DOCUMENT NO.	SCALE NTS DESIGN UNITS METRIC THIRD ANGLE PROJECTION	TITLE CUSTOM HEADER 2MM SINGLE ROW HDR IN SMT WITH PEG, BREAKAWAY MOLEX INCORPORATED SD-87858-001	SHEET NO. 1 OF 3
	DRAFT WHERE APPLICABLE MUST REMAIN WITHIN DIMENSIONS	SEE TABLE	THIS DRAWING CONTAINS INFORMATION THAT IS PROPRIETARY TO MOLEX INCORPORATED AND SHOULD NOT BE USED WITHOUT WRITTEN PERMISSION			
	SIZE A3					
	REV C3					

PACKAGING TYPE	CKT	DIMENSION					PACKABLE QTY
		BoA	Ao	K2	F	W	
T1	2	5.00	8.50	4.40	7.50	16.00	1200
	4	9.00	8.50	4.40	11.50	16.00	1200
T2	2	11.40	5.00	4.20	11.50	24.00	2000

TYPE T1 PACKAGING
SOLDERTAIL ON RIGHT



TYPE T2 PACKAGING
SOLDERTAIL ON LEFT



NOTES:

- LEADER AND TRAILER TAPE
- PEELING OFF FORCE OF THE TOP TAPE: 20-80gf.
 (PEELING DIRECTION AS SHOWN IN FOLLOWING FIGURE)
- MATERIAL: BLACK P.S CONDUCTIVE, THICKNESS 0.40±0.10.
- PACKAGING STANDARD IS AS PER EIA-481.
- THE TAPE IS TREATED FOR ANTI-STATIC.

ADD DIMENSIONS EC NO: S2009-0295 DR:WATSEE CHK:D.SKANG APPR:MLONG 2009/02/09 2009/02/10 2009/02/11	QUALITY SYMBOLS	GENERAL TOLERANCES (UNLESS SPECIFIED)	DIMENSION STYLE	SCALE	DESIGN UNITS	THIRD ANGLE PROJECTION															
	$\nabla=0$ $\square=0$	<table border="1"> <thead> <tr> <th></th> <th>mm</th> <th>INCH</th> </tr> </thead> <tbody> <tr> <td>4 PLACES</td> <td>± ---</td> <td>± ---</td> </tr> <tr> <td>3 PLACES</td> <td>± ---</td> <td>± ---</td> </tr> <tr> <td>2 PLACES</td> <td>± 0.2</td> <td>± ---</td> </tr> <tr> <td>1 PLACE</td> <td>± ---</td> <td>± ---</td> </tr> </tbody> </table>		mm	INCH	4 PLACES	± ---	± ---	3 PLACES	± ---	± ---	2 PLACES	± 0.2	± ---	1 PLACE	± ---	± ---	MM ONLY	NTS	METRIC	
		mm	INCH																		
	4 PLACES	± ---	± ---																		
3 PLACES	± ---	± ---																			
2 PLACES	± 0.2	± ---																			
1 PLACE	± ---	± ---																			
DESCRIPTION	<table border="1"> <thead> <tr> <th>DRAWN BY</th> <th>DATE</th> <th>TITLE</th> </tr> </thead> <tbody> <tr> <td>KSEE</td> <td>2003/11/14</td> <td rowspan="3">CUSTOM HEADER 2MM SINGLE ROW HDR IN SMT WITH PEG, BREAKAWAY</td> </tr> <tr> <td>KCL ING</td> <td>2003/12/15</td> </tr> <tr> <td>PTL IM</td> <td>2003/12/15</td> </tr> </tbody> </table>	DRAWN BY	DATE	TITLE	KSEE	2003/11/14	CUSTOM HEADER 2MM SINGLE ROW HDR IN SMT WITH PEG, BREAKAWAY	KCL ING	2003/12/15	PTL IM	2003/12/15	MOLEX INCORPORATED									
DRAWN BY	DATE	TITLE																			
KSEE	2003/11/14	CUSTOM HEADER 2MM SINGLE ROW HDR IN SMT WITH PEG, BREAKAWAY																			
KCL ING	2003/12/15																				
PTL IM	2003/12/15																				
REV	<table border="1"> <thead> <tr> <th>MATERIAL NO.</th> <th>DOCUMENT NO.</th> <th>SHEET NO.</th> </tr> </thead> <tbody> <tr> <td>SEE TABLE</td> <td>SD-87858-001</td> <td>3 OF 3</td> </tr> </tbody> </table>	MATERIAL NO.	DOCUMENT NO.	SHEET NO.	SEE TABLE	SD-87858-001	3 OF 3	THIS DRAWING CONTAINS INFORMATION THAT IS PROPRIETARY TO MOLEX INCORPORATED AND SHOULD NOT BE USED WITHOUT WRITTEN PERMISSION													
MATERIAL NO.	DOCUMENT NO.	SHEET NO.																			
SEE TABLE	SD-87858-001	3 OF 3																			