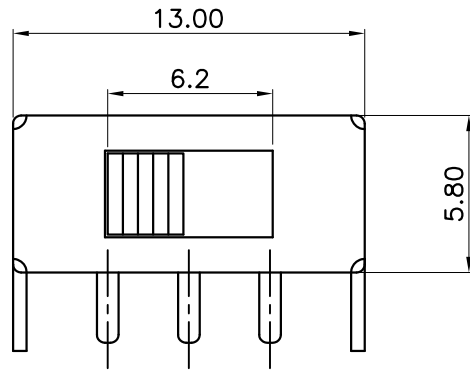
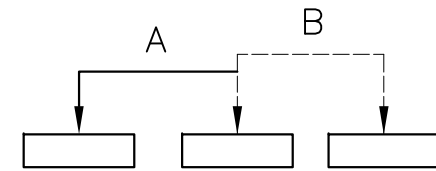


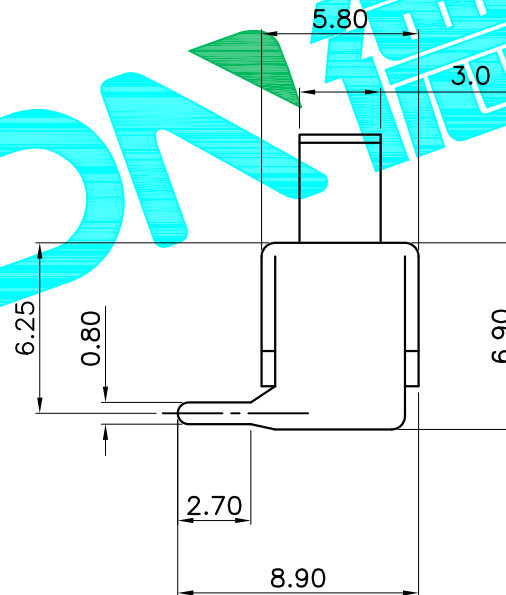
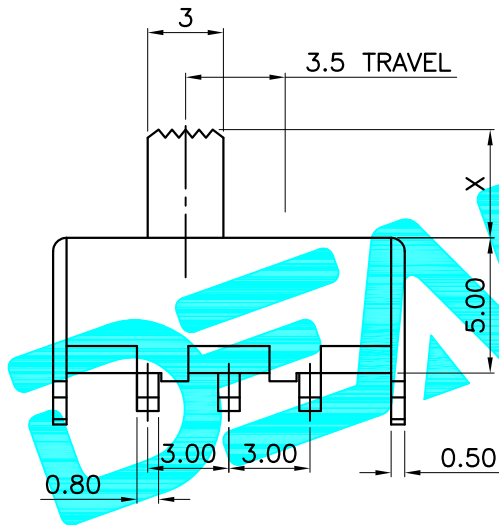
CAD FILE:



X	
PART NO	vigor
2	G2
3	G3
4	G4
5	G5
6	G6
7	G7
8	G8



Circuit Diagram



- Specification:
1. Rating: DC 30V 50mA
 2. Travel: 2.5±0.1mm
 3. Operating Force: A-B 150gf±75gf
B-A 150gf±75gf
 4. Contact Resistance: 100mΩ Max
 5. Life: 10,000 Cycles Min

⑥	Contact	1	Phosphor Bronze	Ag Plated
⑤	Spring	1	Steel Wire	Temper
④	Terminal	3	Brass Strip	Ag Plated
③	Base	1	Phenolic Resin	Natural
②	Frame	1	Spcc	Black
①	Knob	1	POM	Black
ITEM	PART NAME	QTY.	MATERIAL	FINISHING

APPROVALS

DATE

DRAWN G.M.Chen 2014/11/11

CHECKED

APPROVALS

TOLERANCES ARE

30~PL: ±0.30
10~30 ±0.20
5~10 ±0.15
~ 5 ±0.10

ANGLE

±2'

DEALON 德之隆®
ELECTRONICS CO.,LTD

TITLE: VERTICAL SLIDE SWITCHES

PART NO. SS-12F23-GXX

UNIT: mm SCALE: 1:1 SHEET 1 OF 1

DRAWING NO. PROJ:

ECN NO.	REV.	DATE.	DESCRIPTION.	CHANGE.	CHECK.	APPRO.
	A		NEW			