



SMA Female to SMA Female Low Loss Cable 12 Inch Length Using PE-P142LL Coax, RoHS

RF Cable Assemblies Technical Data Sheet

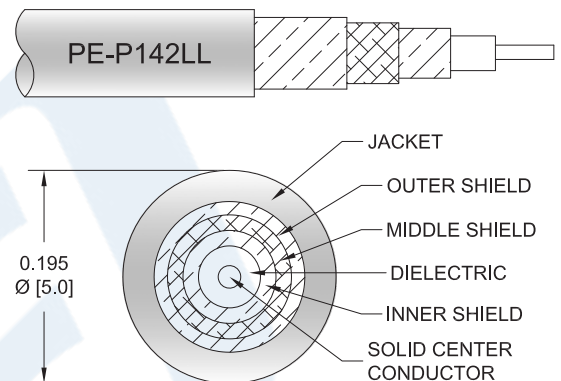
PE3C1239-12

Configuration

- Connector 1: SMA Female
- Connector 2: SMA Female
- Cable Type: PE-P142LL

Features

- 83% Velocity of Propagation
- Shielding effectiveness > 95 dB
- Maximum VSWR is < 1.35:1 to 18 GHz
- Minimum Bend Radius of 1 Inch
- Operating Temperature range of -55 to +125°C
- ROHS and REACH Compliant
- Same day shipment of customs lengths



Description

The PE3C1239 series high performance test cable's 0.195 inch diameter and 83% phase velocity offer very low loss performance up to 18 GHz. The durable stainless steel connectors and FEP jacket provide a cost effective design ideal for test environments where a rugged cable assembly is required. The series is offered with Type N, TNC, and SMA connectors all rated to 18 GHz. A heavy duty boot provides improved strain relief and adds to the durability of the cable assemblies. These cable assemblies are built using a double shielded flexible cable, providing excellent shielding effectiveness of greater than 95 dB. All PE3C1239 cable assemblies are 100% Continuity, Hi-POT, and RF tested to published specifications. Custom lengths are built to order and shipped same day

Electrical Specifications

Description	Minimum	Typical	Maximum	Units
Frequency Range	DC		18	GHz
VSWR			1.35:1	
Return Loss	16.54			dB
Velocity of Propagation		83		%
RF Shielding	95			dB
Capacitance		25 [82.02]		pF/ft [pF/m]

Click the following link (or enter part number in "SEARCH" on website) to obtain additional part information including price, inventory and certifications: [SMA Female to SMA Female Low Loss Cable 12 Inch Length Using PE-P142LL Coax, RoHS PE3C1239-12](#)



SMA Female to SMA Female Low Loss Cable 12 Inch Length Using PE-P142LL Coax, RoHS

RF Cable Assemblies Technical Data Sheet

PE3C1239-12

Specifications by Frequency

Description	F1	F2	F3	F4	F5	Units
Frequency	1	2	4.5	9	18	GHz
Insertion Loss (Max.)	0.52	0.56	0.62	0.71	0.82	dB
Insertion Loss (Typ.)	0.49	0.52	0.58	0.65	0.75	dB

Mechanical Specifications

Cable Assembly

Length	12 in [304.8 mm]
Diameter	0.37 in [9.4 mm]

Cable

Cable Type	PE-P142LL
Impedance	50 Ohms
Inner Conductor Type	Solid
Inner Conductor Material and Plating	Copper, Silver
Dielectric Type	PTFE
Number of Shields	3
Shield Layer 1	Silver Plated Copper Tape
Shield Layer 2	Aluminum Polyester
Shield Layer 3	Silver Plated Copper Wire
Jacket Material	FEP, Green
Jacket Diameter	0.195 in [4.95 mm]

One Time Minimum Bend Radius	1 in [25.4 mm]
------------------------------	----------------

Connectors

Description	Connector 1	Connector 2
Type	SMA Female	SMA Female
Impedance	50 Ohms	50 Ohms
Contact Material and Plating	Beryllium Copper, Gold	Beryllium Copper, Gold
Contact Plating Specification	ASTM-B488, 50µ In. Minimum	ASTM-B488, 50µ In. Minimum
Dielectric Type	PTFE	PTFE
Outer Conductor Material and Plating	Passivated Stainless Steel	Passivated Stainless Steel
Outer Conductor Plating Specification	SAE-AMS-2700	SAE-AMS-2700
Body Material and Plating	Passivated Stainless Steel	Passivated Stainless Steel
Body Plating Specification	SAE-AMS-2700	SAE-AMS-2700

Click the following link (or enter part number in "SEARCH" on website) to obtain additional part information including price, inventory and certifications: [SMA Female to SMA Female Low Loss Cable 12 Inch Length Using PE-P142LL Coax, RoHS PE3C1239-12](#)



SMA Female to SMA Female Low Loss Cable 12 Inch Length Using PE-P142LL Coax, RoHS

RF Cable Assemblies Technical Data Sheet

PE3C1239-12

Environmental Specifications

Temperature

Operating Range -55 to +125 deg C

Compliance Certifications (visit www.Pasternack.com for current document)

RoHS Compliant Yes
 REACH Compliant 12/17/2015

Plotted and Other Data

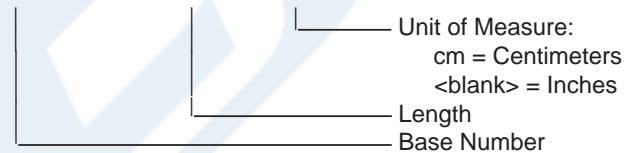
Notes:

- Values at 25°C, sea level.

How to Order

Part Number Configuration:

PE3C1239 - xx uu



Example: PE3C1239-12 = 12 inches long cable
 PE3C1239-100cm = 100 cm long cable

SMA Female to SMA Female Low Loss Cable 12 Inch Length Using PE-P142LL Coax, RoHS from Pasternack Enterprises has same day shipment for domestic and International orders. Our RF, microwave and millimeter wave products maintain a 99% availability and are part of the broadest selection in the industry.

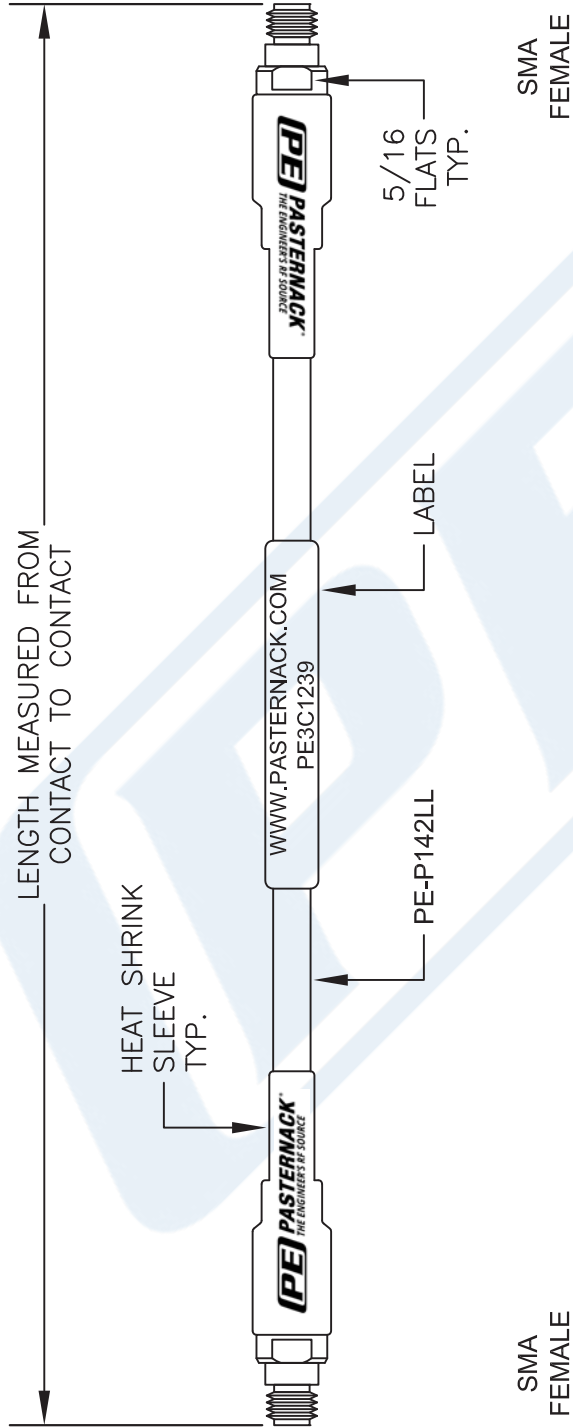
Click the following link (or enter part number in "SEARCH" on website) to obtain additional part information including price, inventory and certifications: [SMA Female to SMA Female Low Loss Cable 12 Inch Length Using PE-P142LL Coax, RoHS PE3C1239-12](http://www.pasternack.com/sma-female-sma-female-pe-p142ll-cable-assembly-pe3c1239-12-p.aspx)

URL: <https://www.pasternack.com/sma-female-sma-female-pe-p142ll-cable-assembly-pe3c1239-12-p.aspx>

The information contained in this document is accurate to the best of our knowledge and representative of the part described herein. It may be necessary to make modifications to the part and/or the documentation of the part, in order to implement improvements. Pasternack reserves the right to make such changes as required. Unless otherwise stated, all specifications are nominal. Pasternack does not make any representation or warranty regarding the suitability of the part described herein for any particular purpose, and Pasternack does not assume any liability arising out of the use of any part or documentation.



PE3C1239-12 CAD Drawing
 SMA Female to SMA Female Low Loss Cable 12 Inch
 Length Using PE-P142LL Coax, RoHS



NOTE:
 LABEL FOR CABLE LENGTHS 48" OR SHORTER TO BE CENTERED. 48" OR LONGER WILL BE 12" AWAY FROM CONNECTOR.

PE PASTERNAK®
 THE ENGINEER'S RF SOURCE
 Pasternack Enterprises, Inc.
 P.O. Box 16759 | Irvine | CA | 92623
Phone: (949) 261-1920 | **Fax:** (949) 261-7451
Website: www.pasternack.com | **E-Mail:** sales@pasternack.com

DWG TITLE
PE3C1239
FSCM NO. 53919

NOTES:
 1. UNLESS OTHERWISE SPECIFIED ALL DIMENSIONS ARE NOMINAL.
 2. ALL SPECIFICATIONS ARE SUBJECT TO CHANGE WITHOUT NOTICE AT ANY TIME.
 3. DIMENSIONS ARE IN INCHES (mm).
 4. LENGTH TOLERANCE IS ± 1.5% OR 3/8", WHICHEVER IS GREATER.

CAD FILE 061516 SCALE N/A SIZE A 2233