

PLEASE CHECK WWW.MOLEX.COM FOR LATEST PART INFORMATION

Part Number: [0757300111](#)
Status: **Active**
Overview: [extreme micropower](#)
Description: 4.00mm (.157") EXTreme MicroPower™ Header, 11 Circuits, 3.06mm (.120") Tail Length

Documents:

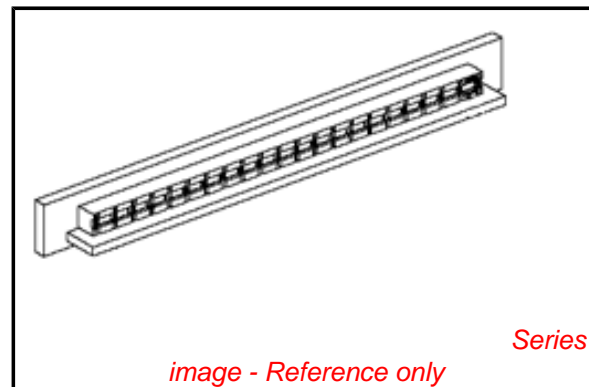
[3D Model](#) [Product Specification PS-75730-999 \(PDF\)](#)
[Drawing \(PDF\)](#) [RoHS Certificate of Compliance \(PDF\)](#)

General

Product Family	PCB Headers
Series	75730
Application	Board-to-Board
Overview	extreme micropower
Product Name	EXTreme MicroPower™

Physical

Breakaway	No
Circuits (Loaded)	11
Circuits (maximum)	11
Color - Resin	Black
First Mate / Last Break	No
Glow-Wire Compliant	No
Guide to Mating Part	No
Keying to Mating Part	None
Lock to Mating Part	No
Material - Metal	Copper
Material - Plating Mating	Tin
Material - Plating Termination	Tin
Material - Resin	High Temperature Thermoplastic
Number of Rows	1
Orientation	Right Angle
PC Tail Length (in)	0.120 In
PC Tail Length (mm)	3.06 mm
PCB Locator	No
PCB Retention	Yes
PCB Thickness Recommended (in)	0.066 In, 0.096 In
PCB Thickness Recommended (mm)	1.67 mm, 2.44 mm
Packaging Type	Tray
Pitch - Mating Interface (in)	0.157 In
Pitch - Mating Interface (mm)	4.00 mm
Pitch - Term. Interface (in)	0.157 In
Pitch - Term. Interface (mm)	4.00 mm
Plating min: Mating (µin)	100
Plating min: Mating (µm)	2.5
Plating min: Termination (µin)	100
Plating min: Termination (µm)	2.5
Polarized to Mating Part	No
Polarized to PCB	No
Shrouded	No
Stackable	No
Surface Mount Compatible (SMC)	Yes
Temperature Range - Operating	-40°C to +105°C
Termination Interface: Style	Through Hole



EU RoHS

ELV and RoHS Compliant
REACH SVHC Contains SVHC: No
Halogen-Free Status
Not Reviewed

China RoHS



Need more information on product environmental compliance?

Email productcompliance@molex.com
 For a multiple part number RoHS Certificate of Compliance, [click here](#)

Please visit the [Contact Us](#) section for any non-product compliance questions.

Search Parts in this Series
[75730Series](#)

Electrical

Current - Maximum per Contact

16A

Voltage - Maximum

250V

Material Info**Reference - Drawing Numbers**

Packaging Specification

PK-75730-118

Product Specification

PS-75730-999

Sales Drawing

SD-75730-118

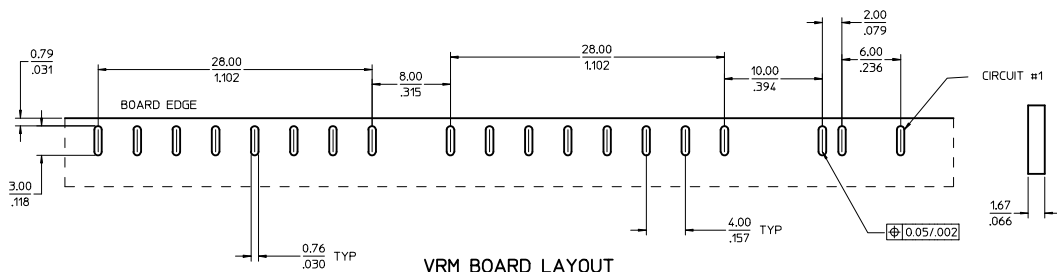
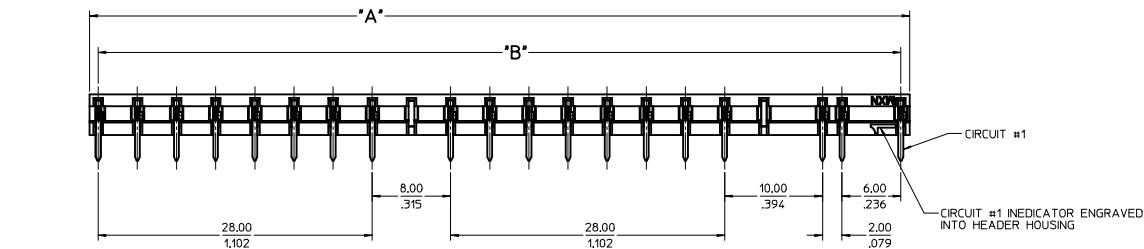
This document was generated on 05/31/2010

PLEASE CHECK WWW.MOLEX.COM FOR LATEST PART INFORMATION

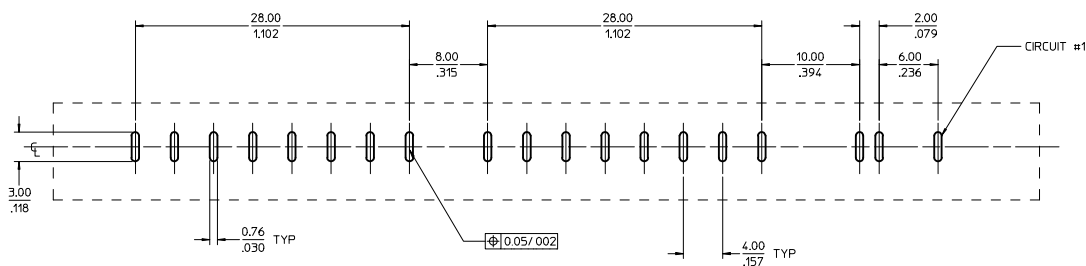
	20	19	18	17	16	15	14	13	12	11	10	9	8	7	6	5	4	3	2	1			
	PART NO.	CKT SIZE	DIM 'A'	DIM 'B'	DIM 'C'	DIM 'D' REF	DIM 'E'																
M	75730-0104	4	13.78/1.543	12.00/1.472	3.06/1.120	7.06/2.278	1.60/0.62 TO 2.44/0.96																
	75730-0105	5	17.78/1.700	16.00/1.630																			
	75730-0106	6	21.78/1.857	20.00/1.787																			
	75730-0107	7	25.78/1.015	24.00/1.945																			
	75730-0108	8	29.78/1.172	28.00/1.102																			
L	75730-0109	9	33.78/1.330	32.00/1.260																			
	75730-0110	10	37.78/1.487	36.00/1.417																			
	75730-0111	11	41.78/1.645	40.00/1.575																			
	75730-0112	12	45.78/1.802	44.00/1.732																			
	75730-0113	13	49.78/1.960	48.00/1.890																			
K	75730-0114	14	53.78/2.117	52.00/2.047																			
	75730-0115	15	57.78/2.275	56.00/2.205																			
	75730-0116	16	61.78/2.433	60.00/2.362																			
	75730-0117	17	65.78/2.590	64.00/2.520																			
J	75730-0118	18	69.78/2.747	68.00/2.677																			
	75730-0119	19	73.78/2.905	72.00/2.835																			
	75730-0120	20	77.78/3.062	76.00/2.992																			
	75730-0121	21	81.78/3.220	80.00/3.150																			
	75730-0122	22	85.78/3.377	84.00/3.307																			
I	75730-0123	23	89.78/3.535	88.00/3.465																			
	75730-0124	24	93.78/3.692	92.00/3.622																			
	75730-0147	47	93.78/3.692	92.00/3.622																			
	75730-0150	MIXED CL	83.78/3.298	82.00/3.228																			
H	75730-0204	4	13.78/1.543	12.00/1.472	3.81/1.150	7.82/3.308	3.18/1.125																
	75730-0205	5	17.78/1.700	16.00/1.630																			
	75730-0206	6	21.78/1.857	20.00/1.787																			
	75730-0207	7	25.78/1.015	24.00/1.945																			
	75730-0208	8	29.78/1.172	28.00/1.102																			
G	75730-0209	9	33.78/1.330	32.00/1.260																			
	75730-0210	10	37.78/1.487	36.00/1.417																			
	75730-0211	11	41.78/1.645	40.00/1.575																			
	75730-0212	12	45.78/1.802	44.00/1.732																			
F	75730-0213	13	49.78/1.960	48.00/1.890																			
	75730-0214	14	53.78/2.117	52.00/2.047																			
	75730-0215	15	57.78/2.275	56.00/2.205																			
	75730-0216	16	61.78/2.433	60.00/2.362																			
	75730-0217	17	65.78/2.590	64.00/2.520																			
E	75730-0218	18	69.78/2.747	68.00/2.677																			
	75730-0219	19	73.78/2.905	72.00/2.835																			
	75730-0220	20	77.78/3.062	76.00/2.992																			
	75730-0221	21	81.78/3.220	80.00/3.150																			
	75730-0222	22	85.78/3.377	84.00/3.307																			
D	75730-0223	23	89.78/3.535	88.00/3.465																			
	75730-0224	24	93.78/3.692	92.00/3.622																			
	75730-0247	47	93.78/3.692	92.00/3.622																			
	75730-0250	MIXED CL	83.78/3.298	82.00/3.228																			

NOTES:
1. MATERIALS:
- HOUSING: LCP, 30% GLASS FILLED, 94V-0, COLOR: BLACK
- TERMINAL: COPPER ALLOY
PLATING:
- 2.50 μ m/100 μ m MIN TIN OVER
- 1.25 μ m/50 μ m MIN NICKEL OVERALL
2. PRODUCT SPEC: PS-75730
3. MODULE IS DESIGNED FOR SOLDERING TO THE PCB
4. MODULE IS RoHS COMPLIANT
5. BOW, FLATNESS AND CAMBER SPECIFICATIONS ARE 0.25/010 PER INCH
6. PARTS TO BE PACKAGED PER MOLEX PACKAGING SPEC PK-75730-118
7. VIAS/PTH'S FOR P/N'S 75730-0147 & 75730-0247 ARE ON 2MM PITCH
8. P/N'S 75730-0147 & 75730-0247 ARE NOT TOOLED

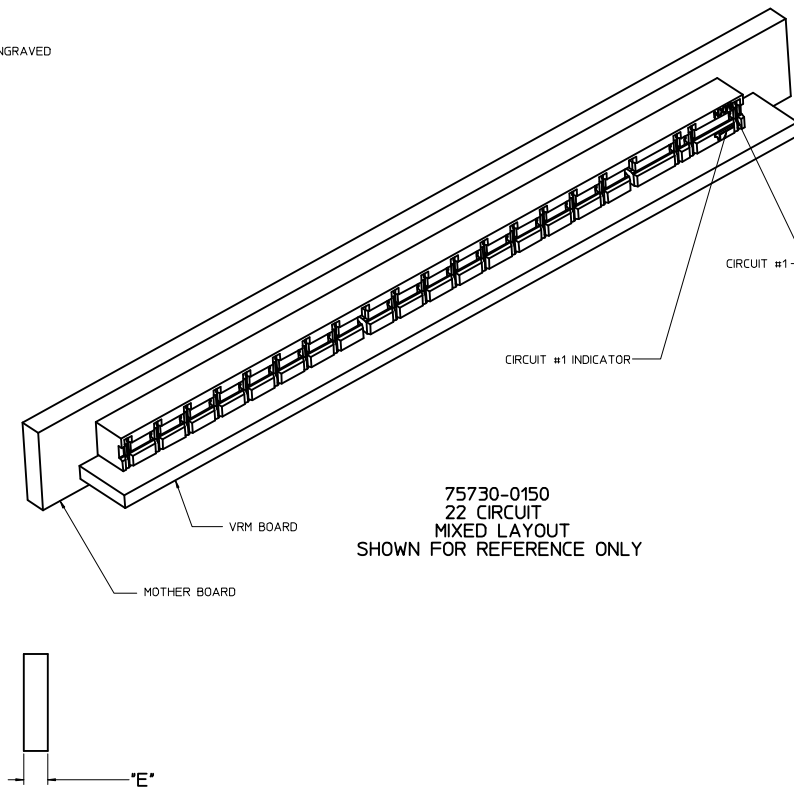
ADD DIM TO SHT 2 IEC NO: LCP2009-3083 DRAWN: BANJURA 2009/06/22 CHKD: BANJURA 2009/06/22 APPR: APATEL 2009/06/23 REV:	QUALITY SYMBOLS	GENERAL TOLERANCES (UNLESS SPECIFIED)	DIMENSION STYLE	SCALE	DESIGN UNITS	THIRD ANGLE PROJECTION
	▽=0	mm INCH	MM/IN	1:1	METRIC	☉
	▽=0	4 PLACES ±.005 3 PLACES ±.010 2 PLACES ±0.13 1 PLACE ±0.25	DATE	TITLE		
	▽=0	ANGULAR ±1/2°	DATE	ASSEMBLY VRM HEADER FOR BOARD TO BOARD		
	DRAFT WHERE APPLICABLE MUST REMAIN WITHIN DIMENSIONS	DATE	MOLEX	MOLEX INCORPORATED		
		DATE	SD-75730-118	SHEET NO. 1 OF 3		
		DATE	THIS DRAWING CONTAINS INFORMATION THAT IS PROPRIETARY TO MOLEX INCORPORATED AND SHOULD NOT BE USED WITHOUT WRITTEN PERMISSION			



VRM BOARD LAYOUT



MOTHER BOARD LAYOUT



75730-0150
22 CIRCUIT
MIXED LAYOUT
SHOWN FOR REFERENCE ONLY

SEE SHEET 1 IEC NO. UCP2009-3083 DRAWN BY: DR. V. BANDURA CHKD BY: BANDURA APPR: APATEL REV: 1 DESCRIPTION: 2009/06/23	QUALITY SYMBOLS $\nabla=0$ $\nabla=0$ $\nabla=0$		GENERAL TOLERANCES (UNLESS SPECIFIED) mm INCH 4 PLACES \pm --- \pm --- 3 PLACES \pm --- \pm .005 2 PLACES \pm 0.13 \pm .010 1 PLACE \pm 0.25 \pm --- ANGULAR \pm 1/2°		DIMENSION STYLE MM/IN SCALE 4:1 DESIGN UNITS METRIC THIRD ANGLE PROJECTION		DRAWN BY: AD RATNOL DATE: 2005/05/03 CHECKED BY: DATE APATEL 2005/05/03 APPROVED BY: DATE APATEL 2005/05/03		TITLE ASSEMBLY VRM HEADER FOR BOARD TO BOARD MOLEX INCORPORATED		MATERIAL NO. SEE CHART DOCUMENT NO. SD-75730-118 SHEET NO. 3 OF 3	
	DRAFT WHERE APPLICABLE MUST REMAIN WITHIN DIMENSIONS											
	THIS DRAWING CONTAINS INFORMATION THAT IS PROPRIETARY TO MOLEX INCORPORATED AND SHOULD NOT BE USED WITHOUT WRITTEN PERMISSION											
	SIZE D											