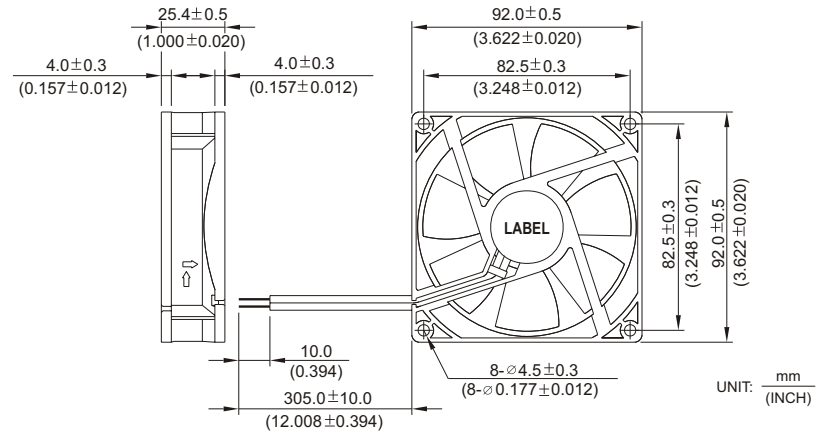


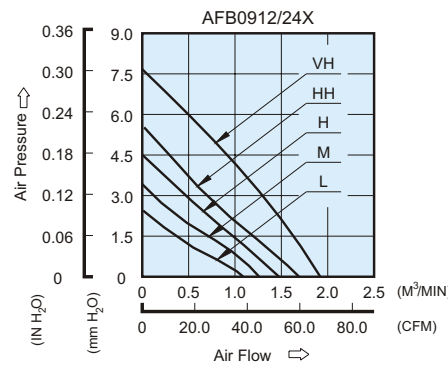
AFB 92 x 92 x 25.4 MM SERIES

DIMENSIONS DRAWING

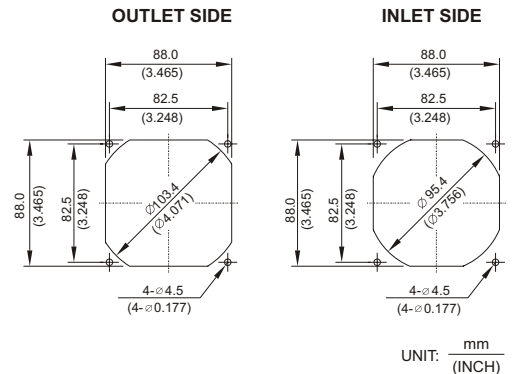


- * Bearing Type
Ball Bearings
- * Material
Impeller & Frame : Plastic (UL 94V-0)
- * Lead Wires :
UL 1007 AWG #24 OR Equivalent
Red Wire Positive (+)
Black Wire Negative (-)
- * Weight : 99g (3.49 oz)

P & Q CURVE (AT RATED VOLTAGE)



MOUNTING PANEL CUTOUT



MODEL		Rated Voltage	Operating Voltage Range	Rated Current	Rated Input Power	Speed	Maximum Air Flow		Maximum Air Pressure		Noise
PART NO.	FUNCTION	VDC	VDC	Amp	Watt	R.P.M.	m ³ /min	CFM	mmH ₂ O	IN H ₂ O	dB-A
AFB0912L	-R00 / -F00	12	7.0 to 13.8	0.07	0.84	2100	1.050	37.08	2.53	0.100	25.0
AFB0924L	-R00 / -F00	24	14.0 to 27.6	0.06	1.44						
AFB0948L	-R00 / -F00	48	28.0 to 56.0	0.05	2.40						
AFB0912M	-R00 / -F00	12	7.0 to 13.8	0.11	1.32	2450	1.240	43.79	3.25	0.130	30.0
AFB0924M	-R00 / -F00	24	14.0 to 27.6	0.08	1.92						
AFB0948M	-R00 / -F00	48	28.0 to 56.0	0.05	2.40						
AFB0912H	-R00 / -F00	12	7.0 to 13.8	0.16	1.92	2850	1.450	51.21	4.50	0.177	34.0
AFB0924H	-R00 / -F00	24	14.0 to 27.6	0.10	2.40						
AFB0948H	-R00 / -F00	48	28.0 to 56.0	0.06	2.88						
AFB0912HH	-R00 / -F00	12	7.0 to 13.8	0.25	3.00	3200	1.640	57.92	5.62	0.221	38.0
AFB0924HH	-R00 / -F00	24	14.0 to 27.6	0.13	3.12						
AFB0948HH	-R00 / -F00	48	28.0 to 56.0	0.08	3.84						
AFB0912VH	-R00 / -F00	12	7.0 to 13.8	0.40	4.80	3800	1.920	67.80	7.67	0.302	45.0
AFB0924VH	-R00 / -F00	24	14.0 to 27.6	0.22	5.28						

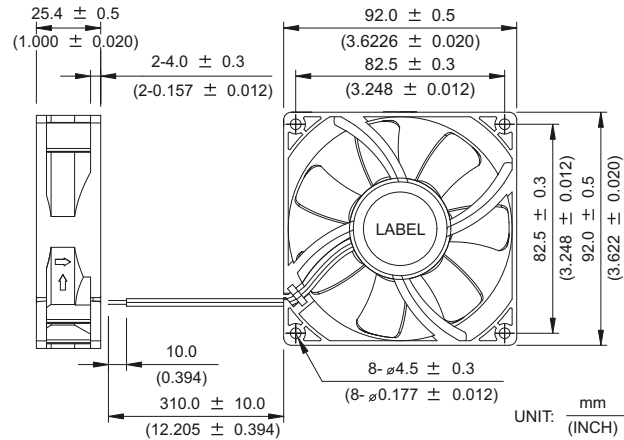
* Function type is optional.
 * The max. air flow and the speed are measured in free air; max. air pressure is measured at zero air flow.
 * Noise is measured in anechoic chamber in free air, one meter from intake side.
 * All readings are typical values at rated voltage.
 * Specifications are subject to change without notice.

New



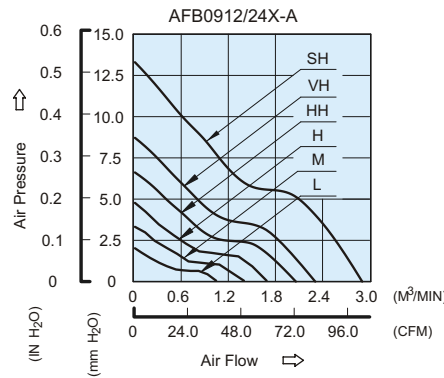
AFB 92 x 92 x 25.4 MM SERIES

DIMENSIONS DRAWING

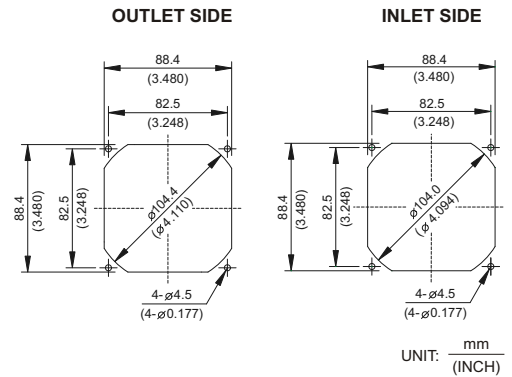


- * Bearing Type
Ball Bearings
- * Material
Impeller & Frame : Plastic(UL 94V-0)
- * Lead Wires :
UL 1007 AWG #24 OR Equivalent
Red Wire Positive(+)
Black Wire Negative(-)
- * Weight : 120g (4.23 OZ)

P & Q CURVE (AT RATED VOLTAGE)



MOUNTING PANEL CUTOUT



MODEL			Rated Voltage	Operating Voltage Range	Rated Current	Rated Input Power	Speed	Maximum Air Flow		Maximum Air Pressure		Noise
PART NO.	REV.	FUNCTION	VDC	VDC	Amp	Watt	R.P.M.	m ³ /min	CFM	mmH ₂ O	IN H ₂ O	dB-A
AFB0912L	-A	-R00 / -F00	12	5.0 to 13.8	0.10	1.20	1800	1.055	37.25	2.05	0.080	25.0
AFB0924L	-A	-R00 / -F00	24	14.0 to 26.4	0.08	1.92						
AFB0912M	-A	-R00 / -F00	12	5.0 to 13.8	0.12	1.44	2300	1.402	49.51	3.38	0.133	31.5
AFB0924M	-A	-R00 / -F00	24	14.0 to 26.4	0.10	2.40						
AFB0912H	-A	-R00 / -F00	12	5.0 to 13.8	0.21	2.52	2800	1.696	59.89	4.86	0.191	37.0
AFB0924H	-A	-R00 / -F00	24	14.0 to 26.4	0.12	2.88						
AFB0912HH	-A	-R00 / -F00	12	5.0 to 13.8	0.32	3.84	3300	2.060	72.74	6.65	0.262	42.5
AFB0924HH	-A	-R00 / -F00	24	14.0 to 26.4	0.18	4.32						
AFB0912VH	-A	-R00 / -F00	12	5.0 to 12.6	0.40	4.80	3800	2.307	81.47	8.76	0.345	46.0
AFB0924VH	-A	-R00 / -F00	24	14.0 to 26.4	0.25	6.00						
AFB0912SH	-A	-R00 / -F00	12	5.0 to 12.6	0.75	9.00	4800	2.905	102.59	13.35	0.526	53.0
AFB0924SH	-A	-R00 / -F00	24	14.0 to 26.4	0.40	9.60						

* Function type is optional.
 * The max. air flow and the speed are measured in free air ; max. air pressure is measured at zero air flow.
 * Noise is measured in anechoic chamber in free air, one meter from intake side.
 * All readings are typical values at rated voltage.
 * Specifications are subject to change without notice.