



- 10/100 Base-T Ethernet Application
- Impedance: 100OHMS
- Transmit open circuit inductance (OCL): 350uH (MIN) @100KHz, 0.1VRMS with 8mA DC Bias
- RJ45 jack cavity conforms to FCC rules and regulations Part 68, SUB Part F
- Available in other Circuit Designs
- Optional Gold Plating Thicknesses
- Other LED Patterns available
- Operating Temperature: -40°C ~ +85°C



Electrical Specifications @ 25°C

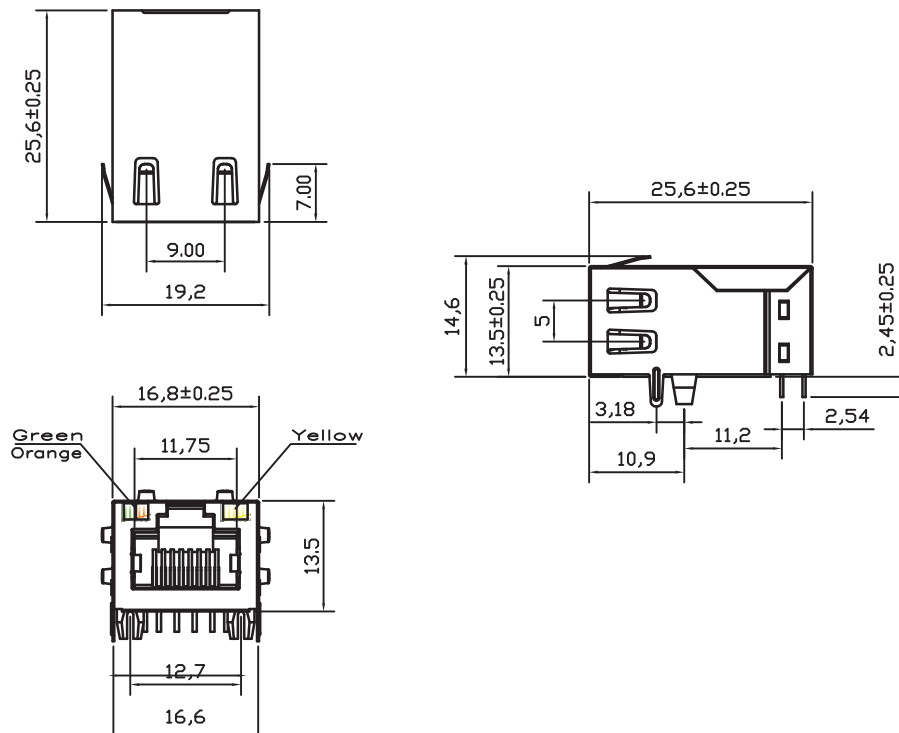
Part Number	OCL(uH Min) @ 100kHz, 0.1V	Turns Ratio chip: cable (±2%)	Insertion Loss (dB Max)	Return Loss (dB Min)		
	With 8mA DC Bias		1-100MHz	1-30MHz	30-60MHz	60-80MHz
AR11-3665I	350	1CT:1CT	-1.0	-18	-18-20Log(F/30MHz)	-12


Electrical Specifications @ 25°C

Cross Talk (dB Min)					CMR (dB Min)					CDMR (dB Min)					HI-POT (Vrms)
0.5-1MHz	10MHz	30MHz	50MHz	100MHz	0.3-1MHz	10MHz	30MHz	60MHz	100MHz	0.3-1MHz	10MHz	30MHz	60MHz	100MHz	0.5mA/2Sec.
-50	-50	-40	-35	-30	-50	-47	-42	-37	-30	-50	-50	-50	-45	-40	1500

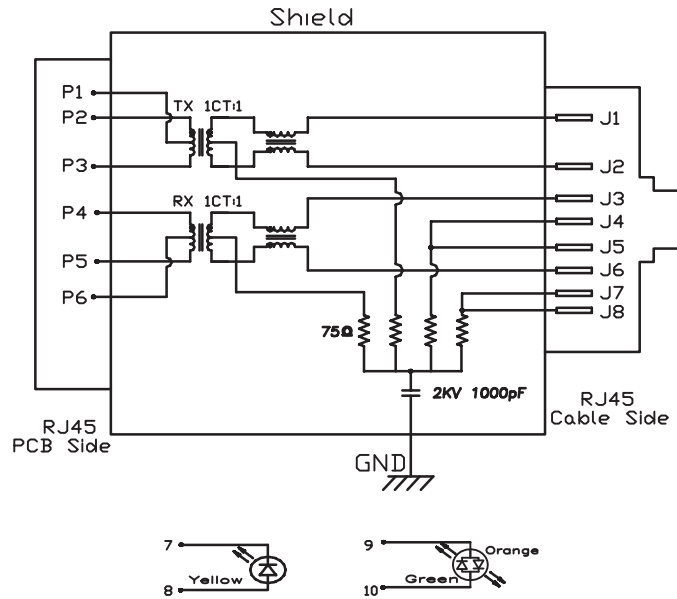
All specifications subject to change without notice.

MECHANICAL

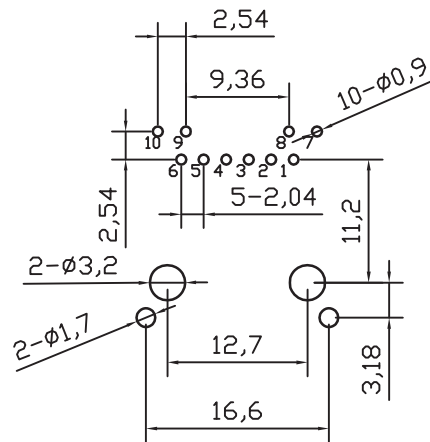




SCHEMATICS

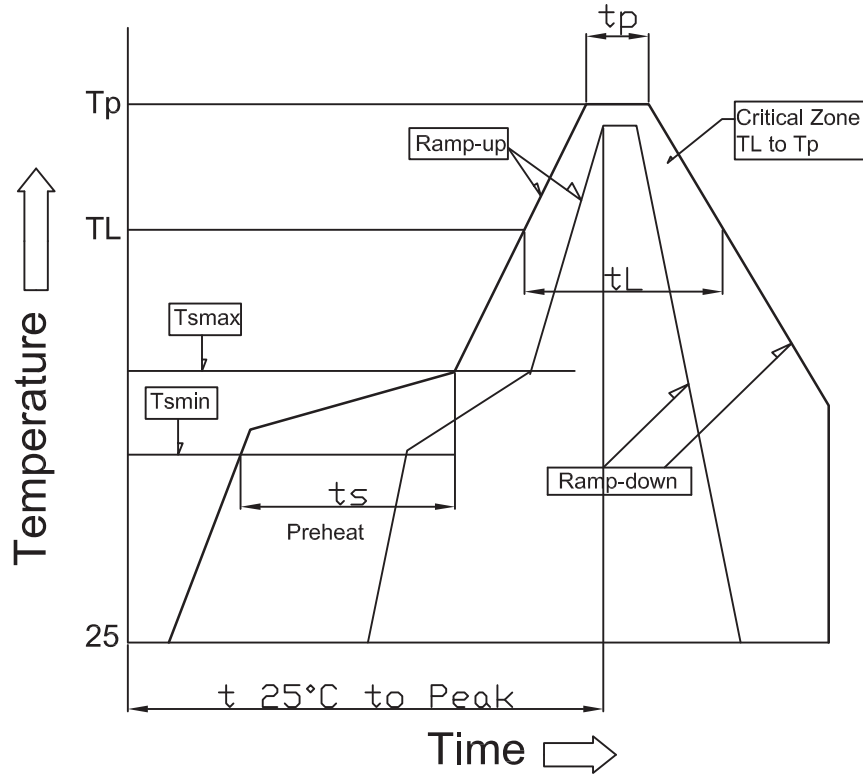



PCB LAYOUT



NOTES

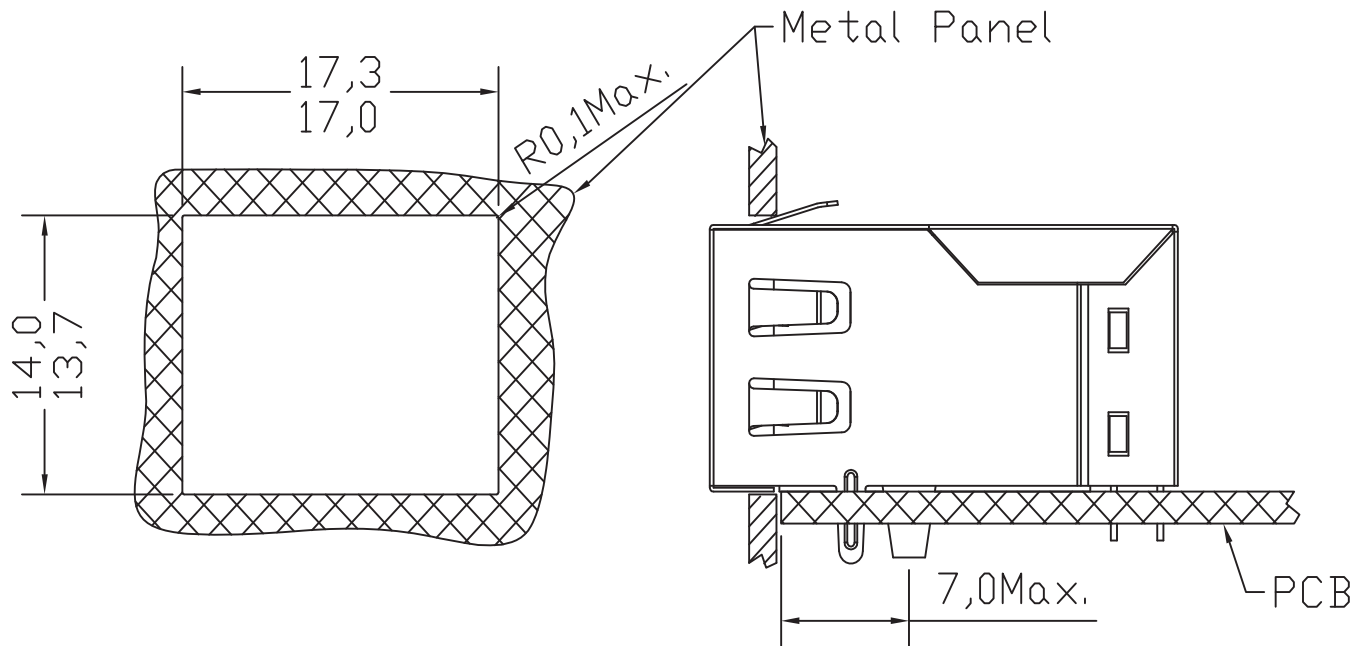
1. Shield- 0.20mm THICKNESS BRASS C2680 H.
PLATING NICKEL 30u"-50u"
2. Housing- Standard Material FR52, Glass filled
Polyester UL94V-0 Standard Color Black.
3. RJ Terminal- Plastic: FR52, UL94V-0, Standard
Color Black.
Pin: 0.35mm Thickness Phos-Bronze C5210 EH.
Plating: Nickel 40u"-60u" for all and Sn 100%, and
15u" Gold Plating.
4. Input Terminal: FR52, Glass Filled, UL94V-0,
Standard Color Black.
Pin: 0.35mm Thickness Phos-Bronze C5191.
Plating: Nickel 40u"-60u" for all and Sn 100%.



Profile Feature	Pb-Free Assembly
Preheat -Temperature Min ($T_s \text{ min}$) -Temperature Max ($T_s \text{ max}$) -Time ($t_s \text{ min}$ to $t_s \text{ max}$)	100°C 150°C 60-120 seconds
Time maintained above -Temperature (T_L) -Time (t_L)	180°C 60-150 seconds
Peak/Classification Temperature (T_p)	250°C ± 5°C
Time within 5°C of actual Peak Temperature (t_p)	10-40 seconds
Ramp-Down Rate	6°C/ seconds max
Time 25°C to Peak Temperature	6 minutes max



Suggested Panel Opening



NOTE:

THE DISTANCE OF PANEL INSIDE SURFACE RELATIVE TO FRONT SURFACE OF PART IS ONLY A SUGGESTION. IN CASE THIS DISTANCE IS DIFFERENT, THE REQUIRED PANEL OPENING DIMENSIONS CHANGE ACCORDINGLY.