

6

5

4

3

2

1

MATERIAL AND FINISH:

Insulator: Impact resistance Polypropylene, black,
UL-94V-HB rated

PDSN-10A (wire leads): PVC, 26 AWG

Contact & terminals:

PDSN-10B: Brass, Nickel plated

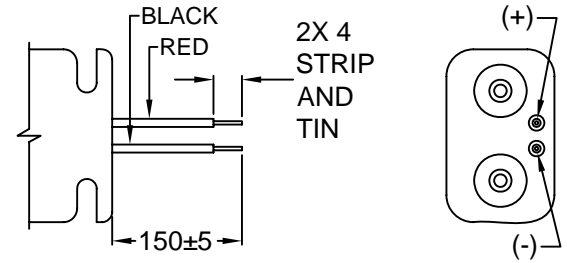
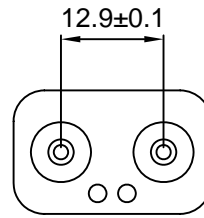
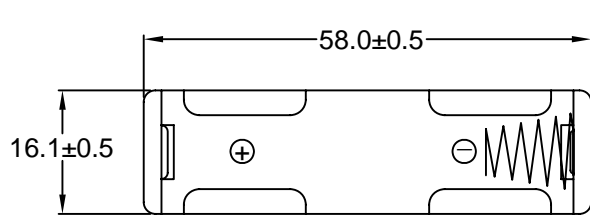
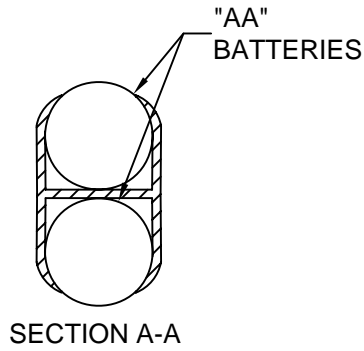
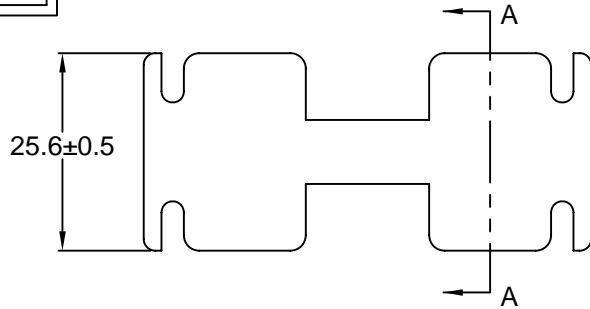
PDSN-10C: Brass, Nickel plated

PDSN-10D: Steel, Nickel plated

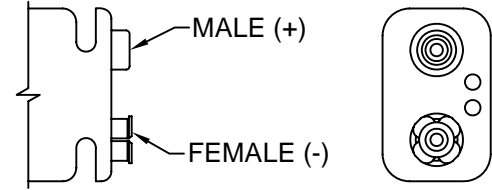
Spring: Spring Steel, Nickel plated imbedded in
Polypropylene

ENVIRONMENTAL:

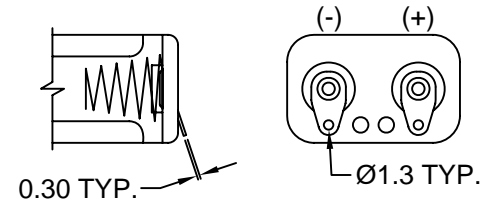
Operating temperature: -5°C to +83°C



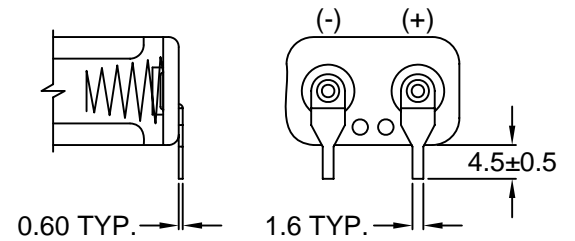
PDSN-10A WIRE LEADS



PDSN-10B SNAP TERMINAL



PDSN-10C SOLDER LUGS



PDSN-10D PCB PINS

REV	DATE	CHNG CHECK APPR			
		12/99	12/99	12/99	12/99
		03/25/02	03/25/02	03/25/02	03/25/02
		A	B	JU	PB
REVISIONS		CHANGE	UPDATED FORMAT & SPECS.	REVISIED / UPDATED	

TOLERANCE UNLESS OTHERWISE SPECIFIED	
X	± 1
X.X	± 0.4
X.XX	± 0.20
DRAWN BY	TM
DATE:	3/21/94
CHECK BY	JD
DATE:	3/22/94
APPR BY	SS
DATE:	3/22/94

Power Dynamics, Inc.

Phone: 973 560-0019 Whippany, New Jersey Fax: 973 560-0076

PART: 2 CELL TYPE "AA" BATTERY HOLDER

PDSN-10X		SHEET 1 of 1
PART #:	PDSN-10X	REV: B
SIZE: A	ALL DIMENSIONS FOR REFERENCE ONLY DIMENSIONS ARE IN MILLIMETERS	
SCALE: NTS		