

Cree XTE Series

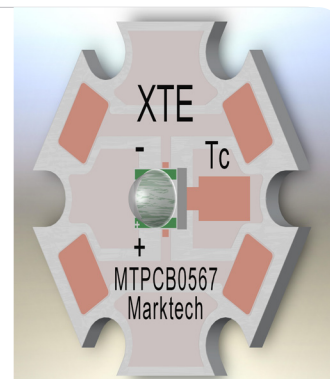
Designed to accelerate LED lighting adoption, the XTE LED delivers up to 148 lumens and 148 lumens per watt in cool white (6000K) or up to 114 lumens and 114 lumens per watt in warm white (3000K), both at 350 mA and 85°C.

FEATURES

- > CW Efficacy of up to 148lm/W (@85°C, 350mA)
- > Wide Viewing Angle: 115--140°
- > Thermal Resistance: 5°C/W
- > Maximum Drive Current: 1.5A

APPLICATIONS

- > Non-Directional
- > Directional
- > Downlight
- > Consumer Portable



Flux Characteristics (T_j=85°C--White)



COLOR TEMPERATURE	CCT (TYP.)(°K)*	MIN.FLUX (LM) @350MA	KIT USED
Cool White	6000--6500	130	0G51
Neutral White	4750--5000	122	0GE3
Warm White	3000--3250	100	LAE7

*See Cree Specifications

*Absolute Maximum Ratings (Note 1)

ITEMS	SYMBOL	RATING	UNIT
Forward Current (Note 2)	I _F	1500	mA
Forward Voltage (@350mA, 85°C)	V _F	3.4	V
Reverse Voltage	V _R	-5.0	V
Temperature Coefficient of Forward Voltage	V _{TC}	-2.5	mV/°C
Operating Temperature at T _c Point (Note 2&3)	T _{OPR}	100	°C
Junction Temperature	T _J	150	°C
ESD Classification (HBM per MIL-STD-883D)	--	Class 2	--

* Exceeding maximum ratings may damage the LED and cause potential safety hazards.

* Elevated operating temperatures can be expected to negatively impact the service life (lumen output)

* All data is related to entire assembly. Data reflects statistical mean values. Actual data may differ depending on variances in the manufacturing process.

* End users need to take into account the lumen depreciation as the temperature rises with various thermal solutions installed.

* It is highly recommended for the user to review the CREE XTE Series page for additional and most recent technical data at <http://www.cree.com/led-components-and-modules/products/xlamp/discrete-directional/xlamp-xte-white>

Note 1: Using continuously under elevated loads (i.e. the application of high temperature/current/voltage or a significant change in temperature, etc.) may cause this product to significantly decrease in reliability even if the operating conditions are within the absolute maximum ratings.

Note 2: The thermal resistance from the LED junction to ambient temperature, $R_{th(j-a)}$, should be kept below 10°C/W so that the LED is not exposed to a condition beyond the absolute maximum ratings.

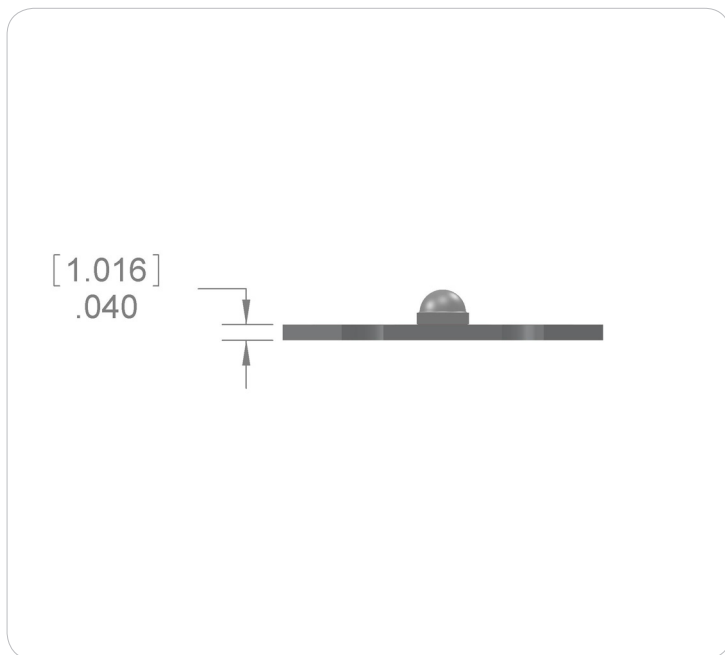
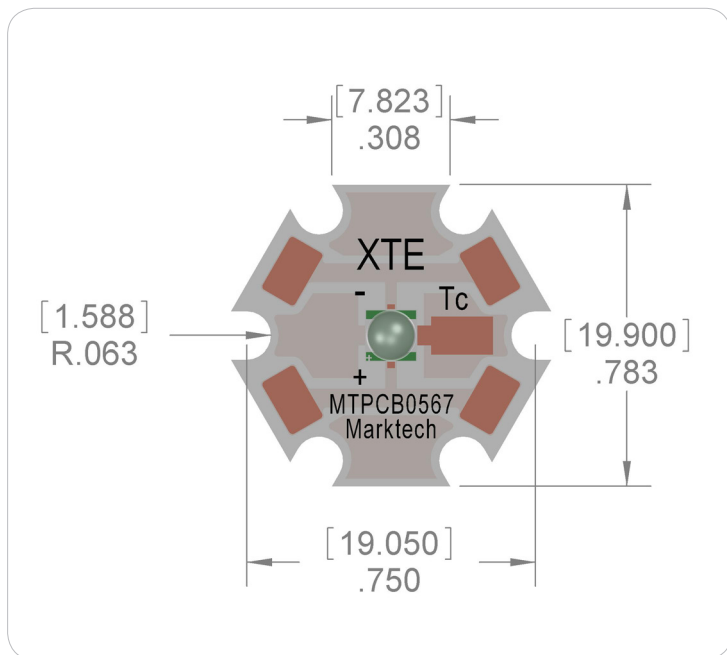
Note 3: The temperature of the LED assembly must be measured at the T_c -point according to EN60598-1 in a thermally constant status with a temperature sensor or a temperature sensitive label.

Hardware (not included)

- > Mount with #4 Machine Screws.
- > 16AWG Maximum Wire Gauge.
- > Use only with constant current power supplies.

PCB Fabrication

- > Layer Count: 1
- > Core Material: 6061-T6 Aluminum
- > Single Layer Copper Weight: 1oz
- > Solder Mask: White
- > Finishing Plating: Pb Free HASL



The information contained herein is subject to change without notice.

2012-04-18