

## F4P3225L TYPE

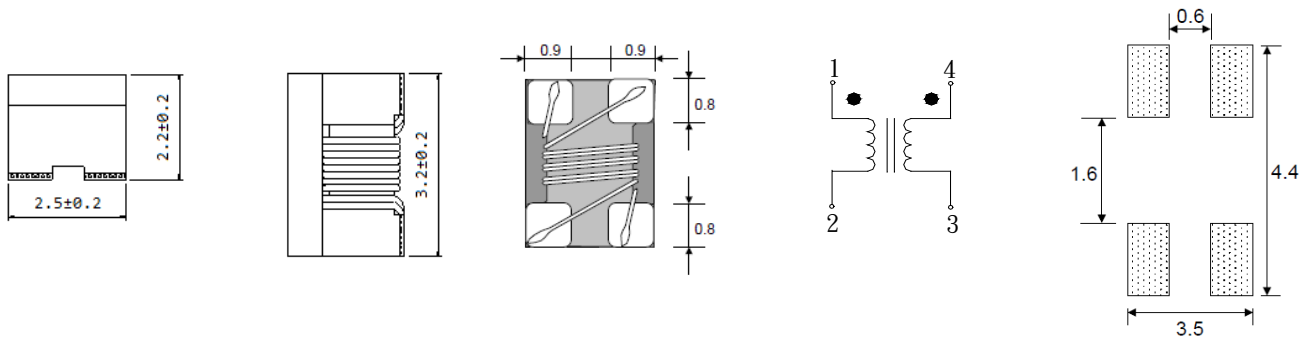
### ●FEATURE

1. Ideal for use as common-mode chokes

### ●Applications

1. CAN-BUS, FAXs, modems, ISDNs, etc
2. For automobile signal line

### ●Shape and Dimension and Schematics and Land Patterns(mm)



### ●Specification

Dimension in m/m

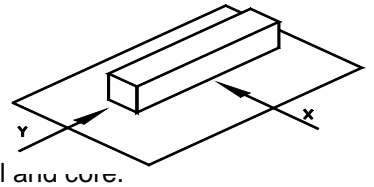
PART NO.	Common Mode INDUCTANCE (uH) (+50%/-30%)	Rated Current (mA)	Rated Voltage (Vdc)	Insulation Resistance (M ohm)	Withstand Voltage (Vdc)	DC Resistance (max.) (ohm)
F4P3225L-110	11uH at 100KHz	300	80	10 min	125	0.4
F4P3225L-220	22uH at 100KHz	250	80	10 min	125	0.5
F4P3225L-510	51uH at 100KHz	200	80	10 min	125	0.7
F4P3225L-101	100uH at 100KHz	150	80	10 min	125	1.5

Note1. Measurement ambient temperature of electrical : at 20°C

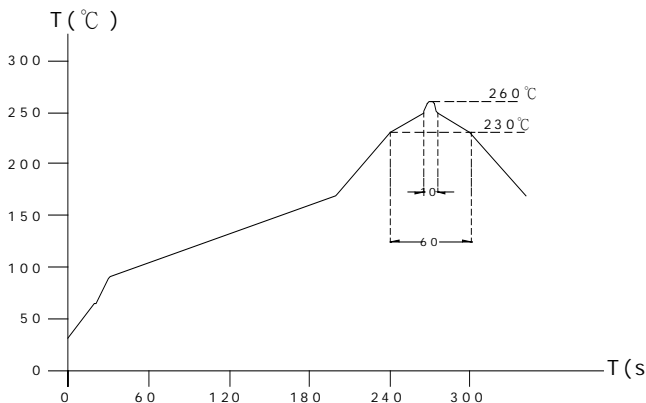
Note2. Test equipment: HP4291A

## GENERAL CHARACTERISTICS

- Operating temperature range: -40 TO + 125°C(Includes temperature when the coil is heated)
- External appearance: On visual inspection, the coil has no external defects.
- Terminal strength: After soldering. Between copper plate and terminals of coil. Push in two directions of X.Y withstanding at below conditions.  
Terminal should not peel off. (refer to figure at right) 0.5kg Min –F4P3225L.
- Insulating resistance: Over 100MΩ at 100V D.C. between coil and core.
- Dielectric strength: No dielectric breakdown at 100V D.C. for 1 minute between coil and core.
- Temperature characteristics: Inductance coefficient  $(0\sim 2,000)\times 10^{-6}/^{\circ}\text{C}$ (-25~+80°C).
- Humidity characteristics(Moisture Resistance): Inductance deviation within  $\pm 5\%$ , after 96 hours in 90~95% relative humidity at  $40 \pm 2^{\circ}\text{C}$  and 1 hour drying under normal condition.
- Vibration resistance: Inductance deviation within  $\pm 5\%$ , after vibration for 1 hour. In each of three orientations at sweep vibration (10~55~10 Hz) with 1.5mm P-P amplitudes.
- Shock resistance: Inductance deviation within  $\pm 5\%$ , after being dropped once with 981m/s<sup>2</sup> (100G) shock attitude upon a rubber block method shock testing machine, in three different orientations.
- Resistance to Soldering Heat: 260°C, 10 seconds(See attached recommend reflow)
- Storage environment: Storage condition: Temperature Range: 10°C ~ 35°C (Generally: 21°C ~ 31°C) , Humidity Range: 50% ~ 80% RH (Generally: 65% ~ 75%) ; Transportation condition: Temperature Range: -35°C ~ 85°C , Humidity Range: 50% ~ 95% RH
- Use components within 12 months. If 12 months or more have elapsed, check solderability before use.
- Reflow profile recommend:



Lead-free heat endurance test



Lead-free the recommended reflow condition

