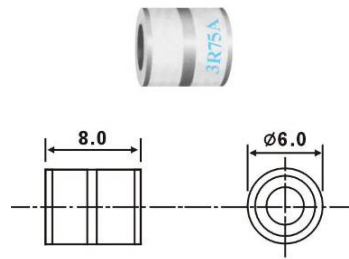




SKT - Surge Arresters

3-Electrode Ceramic Surge Arrester

■ COMMON DIMENSIONS

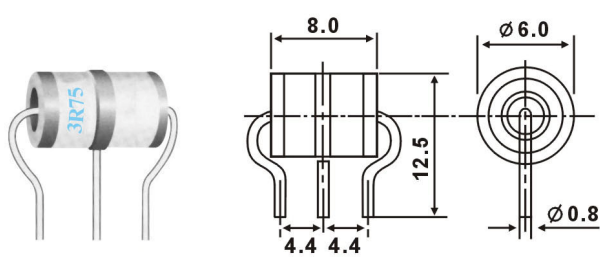


SKT-3R-A Type (ϕ 6x8)

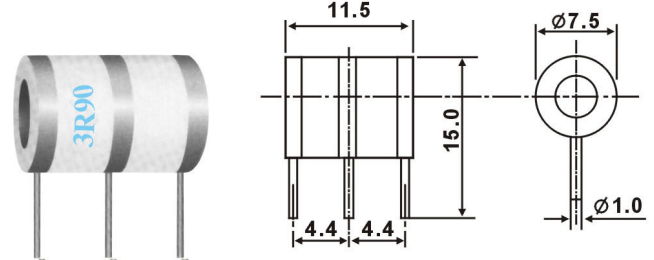
Electrical Characteristics										
Type	DC spark-over voltage (100V/s) V	Impulse spark-over voltage (1KV/us) V	Impulse discharge current (10/1000us 300times) A	Impulse discharge current (8/20us 10times) KA	AC discharge current (50Hz 1s 5 times) A	Holdover Voltage V	Insulation resistance Ω	Capacitance pF	Transverse voltage durationns	
SKT-3R-75A	75±25%	≤600	50	5	5	/	≥10 ¹⁰	<1.5	≤200	
SKT-3R-90A	90±25%	≤600	50	5	5	/	≥10 ¹⁰	<1.5	≤200	
SKT-3R-105A	150±20%	≤700	100	5	5	80	≥10 ¹⁰	<1	≤200	
SKT-3R-230A	230 ⁺³⁰ ⁻⁴⁰	I	≤800	100	5	5	80	≥10 ¹⁰	<1	≤200
		II	≤500	/						
SKT-3R-350A	350±20%	I	≤800	100	5	5	80	≥10 ¹⁰	<1	≤200
		II	≤600	/						
SKT-3R-470A	470±20%	I	≤900	100	5	5	80	≥10 ¹⁰	<1	≤200
		II	≤700	/						
SKT-3R-600A	600±20%	≤1200	100	5	5	80	≥10 ¹⁰	<1	≤200	

Note: Specification are subject to change without notice.

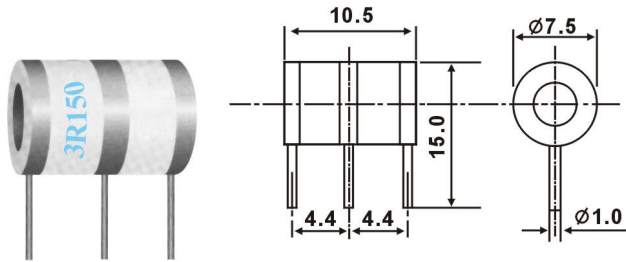
■ COMMON DIMENSIONS



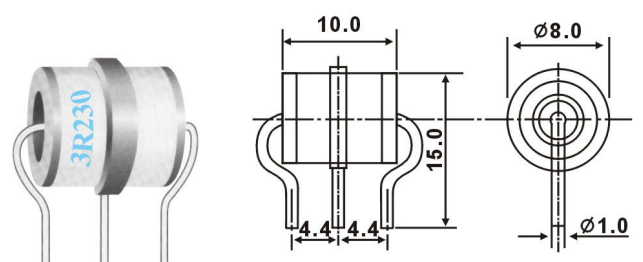
SKT-3R-AL₁ Type (Φ 6x8)



SKT-3R-AL₂ Type (Φ 7.5x11.5)



SKT-3R-AL₃ Type (Φ 7.5x10.5)



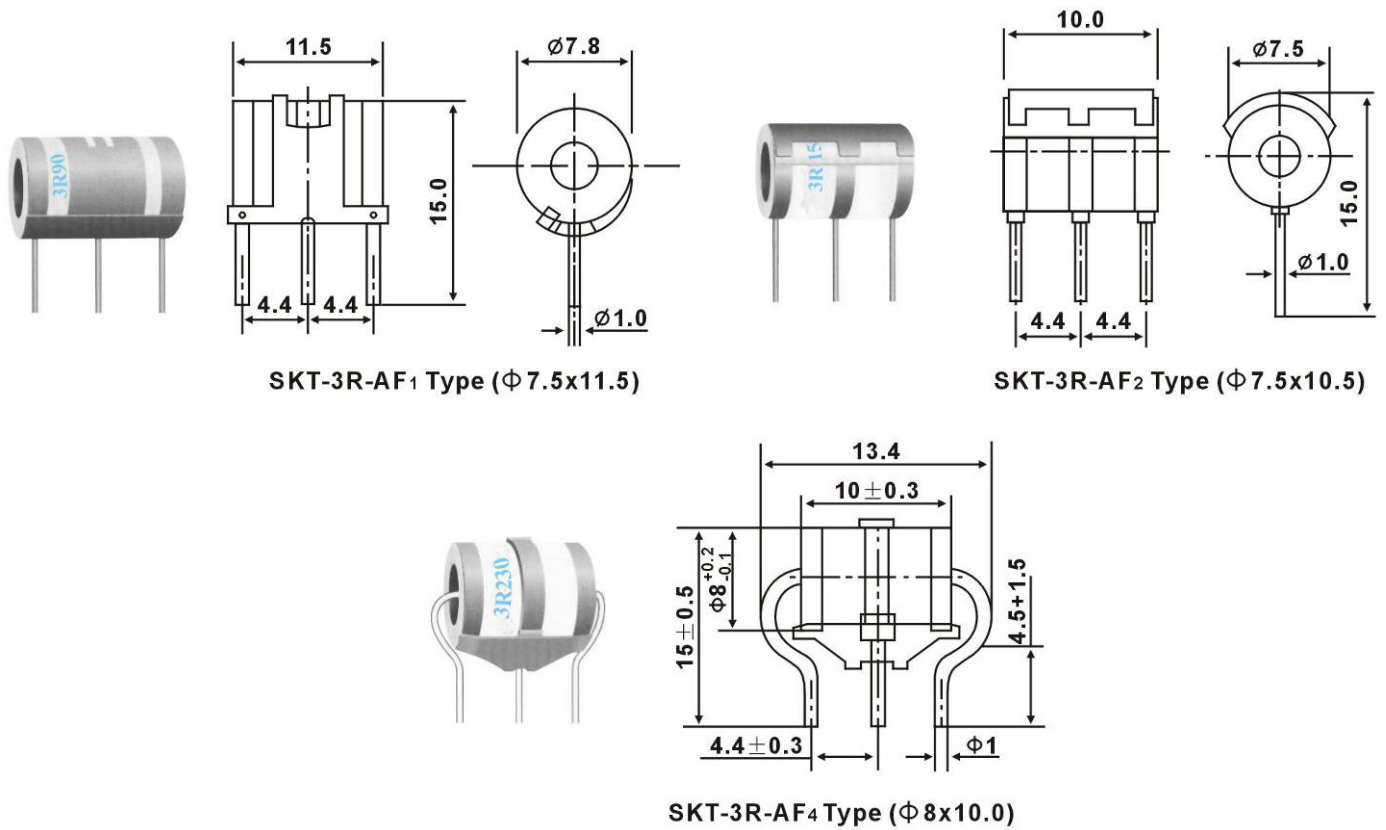
SKT-3R-AL₄ Type (Φ 8x10)

Electrical Characteristics

Type	DC spark over voltage (100V/s) V	Impulse spark over voltage (1KV/us) V	Impulse discharge current (10/1000us 300times) A	Impulse discharge current (8/20us 10times) KA	AC discharge current (50Hz 1s 5 times) A	Holdover Voltage V	Insulation resistance Ω	Capacitance pF	Transverse voltage durations
SKT-3R-75AL ₁ SKT-3R-75AL ₂ SKT-3R-75AL ₃ SKT-3R-75AL ₄	75±25%	≤600	50	10	10	/	≥10 ¹⁰	<1.5	≤200
SKT-3R-90AL ₁ SKT-3R-90AL ₂ SKT-3R-90AL ₃ SKT-3R-90AL ₄	90±25%	≤600	50	10	10	/	≥10 ¹⁰	<1.5	≤200
SKT-3R-150AL ₁ SKT-3R-150AL ₂ SKT-3R-150AL ₃ SKT-3R-150AL ₄	150±20%	≤700	100	10	10	80	≥10 ¹⁰	<1	≤200
SKT-3R-230AL ₁ SKT-3R-230AL ₂ SKT-3R-230AL ₃ SKT-3R-230AL ₄	230	I	≤800	100	10	135	≥10 ¹⁰	<1	≤200
		II	≤500	/					
SKT-3R-350AL ₁ SKT-3R-350AL ₂ SKT-3R-350AL ₃ SKT-3R-350AL ₄	350±20%	I	≤800	100	10	135	≥10 ¹⁰	<1	≤200
		II	≤600	/					
SKT-3R-470AL ₁ SKT-3R-470AL ₂ SKT-3R-470AL ₃ SKT-3R-470AL ₄	470±20%	I	≤900	100	10	135	≥10 ¹⁰	<1	≤200
		II	≤700	/					
SKT-3R-600AL ₁ SKT-3R-600AL ₂ SKT-3R-600AL ₃ SKT-3R-600AL ₄	600±20%	≤1200	100	10	10	135	≥10 ¹⁰	<1	≤200

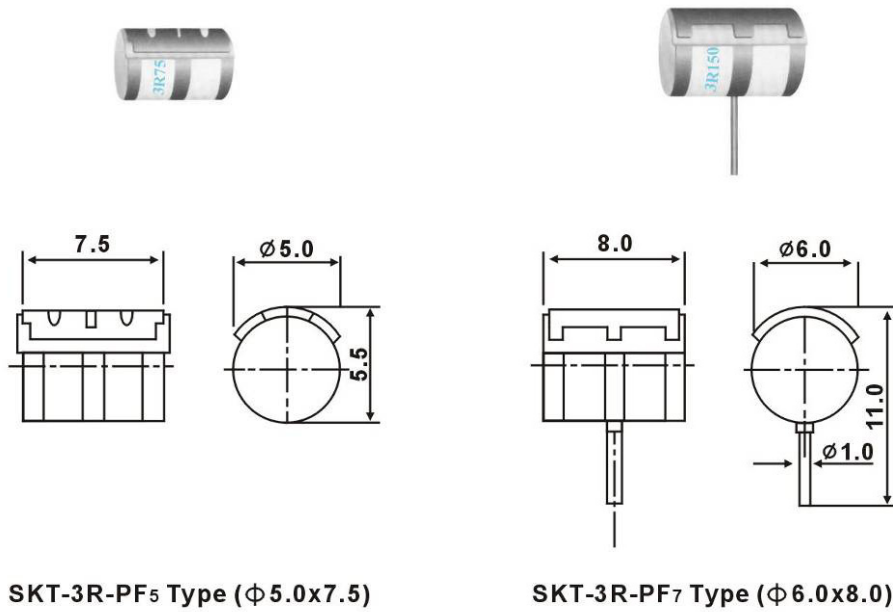
Note: Specification are subject to change without notice.

■ COMMON DIMENSIONS



Electrical Characteristics										
Type	DC spark over voltage (100V/s) V	Impulse spark over voltage (1KV/us) V		Impulse discharge current (10/1000us 300times) A	Impulse discharge current (8/20us 10times) KA	AC discharge current (50Hz 1s 5 times) A	Holdover Voltage V	Insulation resistance Ω	Capacitance pF	Transverse voltage durationns
SKT-3R-75AF ₁ SKT-3R-75AF ₂ SKT-3R-75AF ₄	75±25%	≤600		50	10	10	/	≥10	<1.5	≤200
SKT-3R-90AF ₁ SKT-3R-90AF ₂ SKT-3R-90AF ₄	90±25%	≤600		50	10	10	/	≥10	<1.5	≤200
SKT-3R-150AF ₁ SKT-3R-150AF ₂ SKT-3R-150AF ₄	150±20%	≤700		100	10	10	80	≥10	<1	≤200
SKT-3R-230AF ₁ SKT-3R-230AF ₂ SKT-3R-230AF ₄	230	I	≤800	100	10	10	135	≥10	<1	≤200
		II	≤500	/						
SKT-3R-350AF ₁ SKT-3R-350AF ₂ SKT-3R-350AF ₄	350±20%	I	≤800	100	10	10	135	≥10	<1	≤200
		II	≤600	/						
SKT-3R-470AF ₁ SKT-3R-470AF ₂ SKT-3R-470AF ₄	470±20%	I	≤900	100	10	10	135	≥10	<1	≤200
		II	≤700	/						
SKT-3R-600AF ₁ SKT-3R-600AF ₂ SKT-3R-600AF ₄	600±20%	≤1200		100	10	10	135	≥10	<1	≤200

Note: Specification are subject to change without notice.

COMMON DIMENSIONS

SKT-3R-PF₅ Type (φ 5.0x7.5)
SKT-3R-PF₇ Type (φ 6.0x8.0)
Electrical Characteristics

Type	DC spark-over voltage (100V/s) V	Impulse spark-over voltage (1KV/us) V	Impulse discharge current (10/1000us 300times) A	Impulse discharge current (8/20us 10times) KA	AC discharge current (50Hz 1s 5 times) A	Holdover Voltage V	Insulation resistance Ω	Capacitance pF	Transverse voltage durationns
SKT 3R-75PF ₅ SKT 3R-75PF ₇	75±25%	≤600	50	10	10	/	≥10 ¹⁰	<1.5	≤200
SKT 3R-90PF ₅ SKT 3R-90PF ₇	90±25%	≤600	50	10	10	/	≥10 ¹⁰	<1.5	≤200
SKT 3R-150PF ₅ SKT 3R-150PF ₇	150±20%	≤700	100	10	10	80	≥10 ¹⁰	<1	≤200
SKT 3R-230PF ₅ SKT 3R-230PF ₇	230	I	≤800	100	10	135	≥10 ¹⁰	<1	≤200
		II	≤500	/					
SKT 3R-350PF ₅ SKT 3R-350P ₇	350±20%	I	≤800	100	10	135	≥10 ¹⁰	<1	≤200
		II	≤600	/					
SKT 3R-470PF ₅ SKT 3R-470PF ₇	470±20%	I	≤900	100	10	135	≥10 ¹⁰	<1	≤200
		II	≤700	/					
SKT 3R-600PF ₅ SKT 3R-600PF ₇	600±20%	≤1200	100	10	10	135	≥10 ¹⁰	<1	≤200

Note: Specification are subject to change without notice.