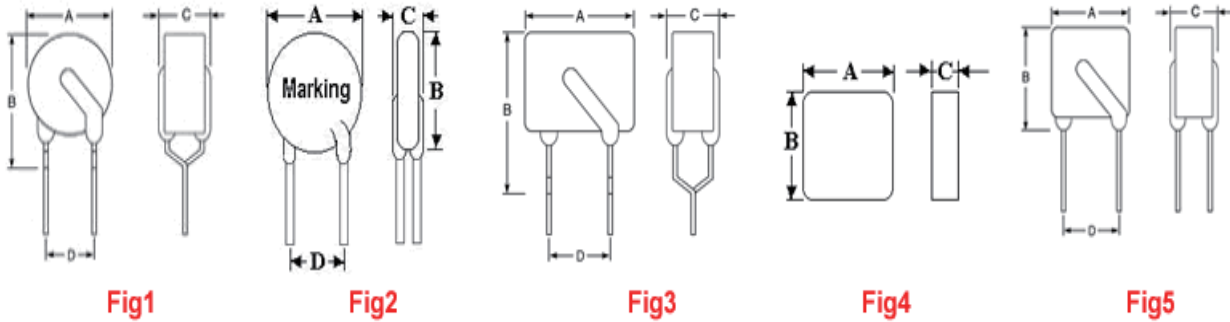


Features

- Radial leaded Devices
- Cured, flame retardant epoxy polymer insulating material meets UL94V-0 requirements
- Bulk packaging, or tape and reel available on most models

Applications

- Almost anywhere there is a low voltage power supply, up to DC60V and a load to be protected, including:
- Security and fire alarm systems
 - Analog and digital line cards
 - Modems and DSL



Product dimensions (mm)

Model	Fig	A(max)	B(max)	C(max)	D(typ)
K250-040U	1(2)	7.4	12.7	4.5	5.1
K250-060U	1(2)	7.4	12.7	4.5	5.1
K250-080U	1	7.4	12.7	4.5	5.1
K250-090U	1	7.4	12.7	4.5	5.1
K250-110U	3	7.0	12.6	4.5	5.1
K250-120	4	5.5	5.5	2.6	
K250-120U	3	7.0	12.6	4.5	5.1
K250-145U	3	7.0	12.6	4.5	5.1
K250-180T	1	10.2	14.5	4.2	5.1
K250-180U	3	9.0	11.0	4.5	5.1
K250-200U	5	12.0	17.0	4.5	5.1
K250-400U	5	12.0	17.0	4.5	5.1
K250-600U	5	16.0	18.0	4.5	5.1
K250-800U	5	20.0	22.0	4.5	5.1

Physical Characteristics

Material:Leads

K250-040U~600U	Tin plated copper,22AWG,0.60mm
K250-800U	Tin plated copper,20AWG,0.80mm

Environmental Specifications

Test	conditions	Resistance change
Passive aging	+85°C,100hts	±8% typical
Humidity aging	+85°C,85%R.H.,100hrs	±8% typical
Thermal shock	+125°C,to-55°C,10times	±12% typical
Resistance to solvent	MIL-STD-202,Method 215	No change
Vibration	MIL-STD-202,Method 201	No change

Storage conditions:-40°C to 85°C

Electrical characteristics(25°C)

Model	Ihold (A)	Itrip (A)	Vmax	Vmax	Imax (A)	Pd max (w)	Maximum Time To Trip		Resistance		
			OP (Vdc)	Interrupt Vrms			Current (A)	Time (S)	Rmin (Ω)	Rmax (Ω)	R1max (Ω)
K250-040U	0.040	0.08	60	250	3	1.0	0.5	0.2	30	60	80
K250-060U	0.060	0.12	60	250	3	1.0	0.5	0.5	20	60	90
K250-080U	0.080	0.16	60	250	3	1.0	1	0.25	14	22	33
K250-090U	0.090	0.18	60	250	3	1.0	1	0.5	10	20	31
K250-110U	0.110	0.22	60	250	3	1.0	1	1.1	6	12	16
K250-120	0.120	0.24	60	250	3	1.0	1	1.2	5	10	14
K250-120U	0.120	0.24	60	250	3	1.0	1	1.2	6	11	16
K250-145U	0.145	0.29	60	250	3	1.0	1	2.5	3.5	6.5	14
K250-180T	0.180	0.65	60	250	10	1.8	3	3.0	1.0	2.2	4
K250-180U	0.180	0.65	60	250	10	1.8	3	1.5	2	4	6
K250-200U	0.200	0.40	60	250	10	2.4	3	5.0	3	6	9
K250-400U	0.400	0.80	60	250	10	2.8	3	8.0	1	3	6
K250-600U	0.600	1.20	60	250	10	3.2	3	12.0	0.6	2	5
K250-800U	0.800	1.60	60	250	10	3.6	5	18.0	0.4	1	3

Ihold Hold Current:Maximum current device will not trip in 25°C still air.

Itrip Trip current:Minimum current at which the device will always trip in 25°C still air

Vmax OP Maximum operating volatge(Vdc) device can withstand without damage at ratde current(Imax).

Vmax Interr Maximum interrupt volatge(Vac) device can withstand without damage at ratde current.

Imax Maximum fault current device can withstand without damage at rated voltage.

Pd Typical power dissipatde from device when in the tripped state in 25°C still air environment at rated voltage

Rmin/max Minimum device resistance prior to tripping at 25°C.

Rmax Maximum device resistance prior to tripping at 25°C.

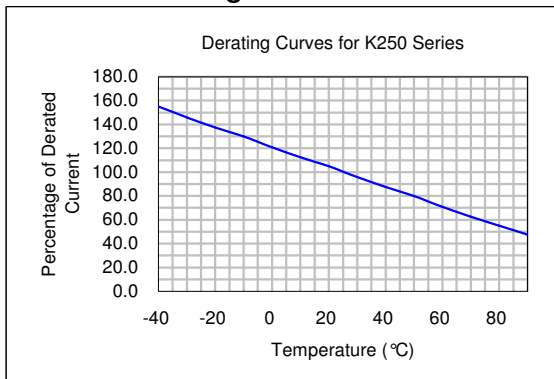
R1max Maximum device resistance one hour after it is trippde at 25°C .

*CAUTION Operation beyond the specified rating may result in damage and possible arcing.

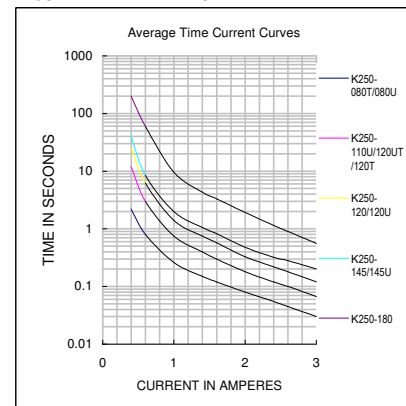
Thermal Derating Chart-IH(A)

Part number	Maximum ambidnt operating temperatures(°C)									
	-40	-20	0	25	40	50	60	70	80	
K250-040U	0.060	0.053	0.047	0.040	0.034	0.031	0.027	0.024	0.019	
K250-060U	0.090	0.080	0.070	0.060	0.050	0.046	0.041	0.036	0.029	
K250-080U	0.124	0.110	0.095	0.080	0.066	0.059	0.051	0.044	0.033	
K250-110U	0.171	0.151	0.131	0.110	0.091	0.081	0.071	0.061	0.046	
K250-120/120U	0.191	0.170	0.148	0.120	0.104	0.093	0.082	0.071	0.055	
K250-145U	0.225	0.199	0.172	0.145	0.119	0.106	0.093	0.080	0.060	
K250-180T/180U	0.269	0.240	0.211	0.180	0.153	0.138	0.123	0.109	0.087	
K250-200U	0.300	0.266	0.234	0.200	0.170	0.154	0.136	0.120	0.096	
K250-400U	0.600	0.532	0.468	0.400	0.340	0.308	0.272	0.240	0.192	
K250-600U	0.900	0.798	0.702	0.600	0.510	0.462	0.408	0.360	0.288	
K250-800U	1.200	1.064	0.936	0.800	0.680	0.616	0.544	0.480	0.384	

Thermal Derating Curve



Typical Time-To-Trip at 25°C



Package Information

Bulk:

K250-040~180	1000pcs per bag
K250-200~600	500pcs per bag
K250-800	200pcs per bag