



5G/4G/3G/2G, NB-IoT, Cat-M, GNSS WORLD BAND ANTENNA

Part Numbers: 2195729-1, 2195729-2

FEATURES & BENEFITS

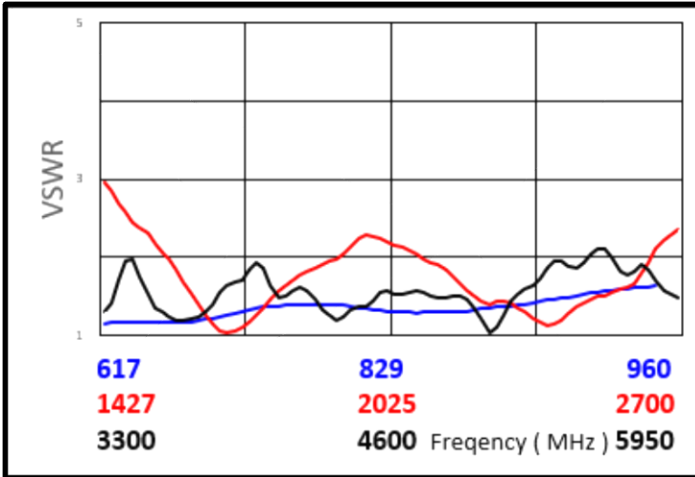
- 90 degree hinge type SMA connector terminal mount antenna
- Omnidirectional coverage
- Wide Band coverage for LTE and 5G with GNSS coverage
- No matching components required
- Bandwidth and performance are not dependent on ground plane size

SPECIFICATIONS

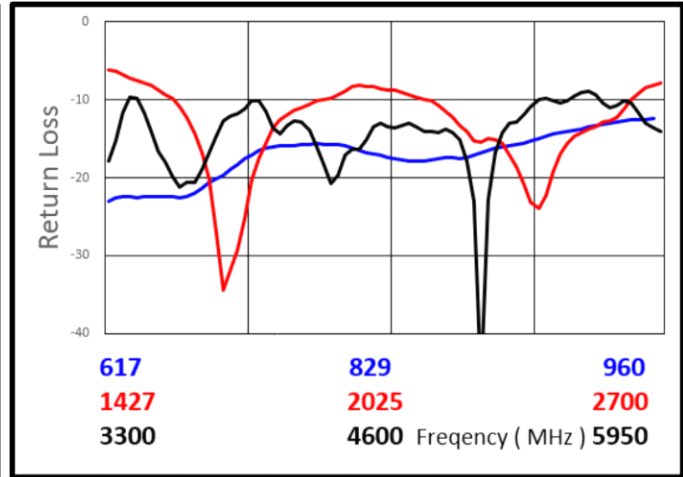
Frequency Range (MHz)	617-960	1427-1661	1710-2700	3300-4200	4400-5000	5150-5925
VSWR	< 2.0:1	< 3.0:1	< 2.5:1	< 2.0:1	< 2.0:1	< 2.5:1
Average Efficiency	44.4%	53.46%	70.49%	66.13%	55.13%	59.2%
Peak Gain	-0.9dBi	0.5dBi	2.3dBi	0.9dBi	2.9dBi	1.4dBi
Average Gain	-3.5dBi	-2.7dBi	-1.5dBi	-1.7dBi	-2.5dBi	-2.2dBi
Power Handling	10 Watt cw					
Feed Point Impedance	50 ohms unbalanced					
Polarization	Linear					
Size	135.7 mm x 20.1 mm					
Weight	< 16 g					
Mounting	SMA connect mount					
Mating Connector	Refer to Page 6					
Operating Temperature	-20 to +65°C					
Storage Temperature	-20 to +65°C					
Packaging Specification	Bag & Box					
Hazardous Materials	A certificate of conformance is available from the product page on TE website.					
Data measured in free space with hinge at 90 degree bend						

RF DATA

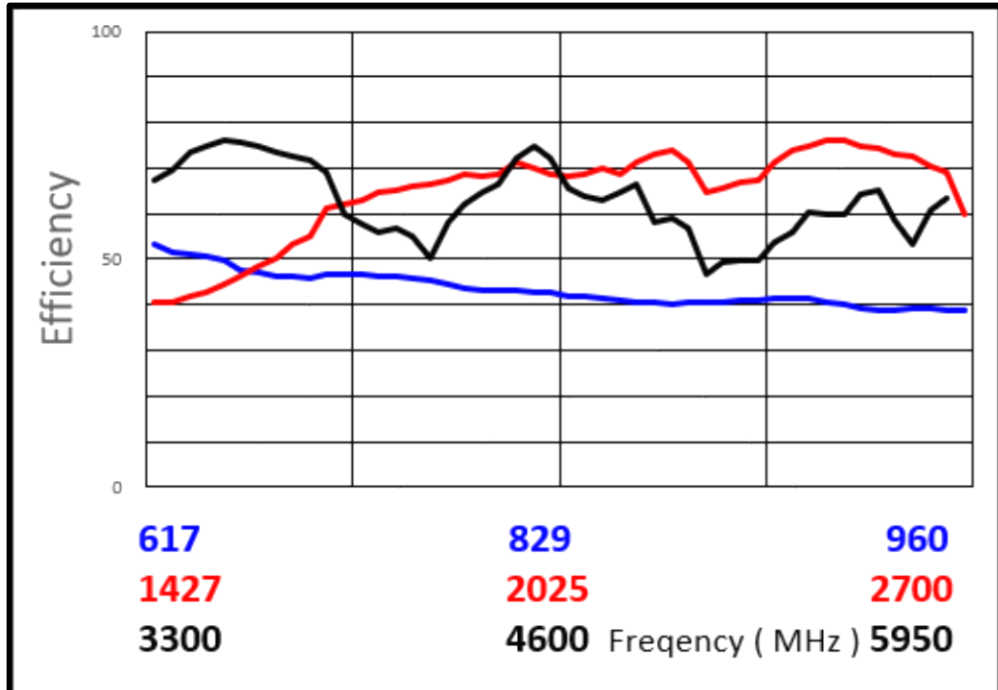
VSWR



Return Loss



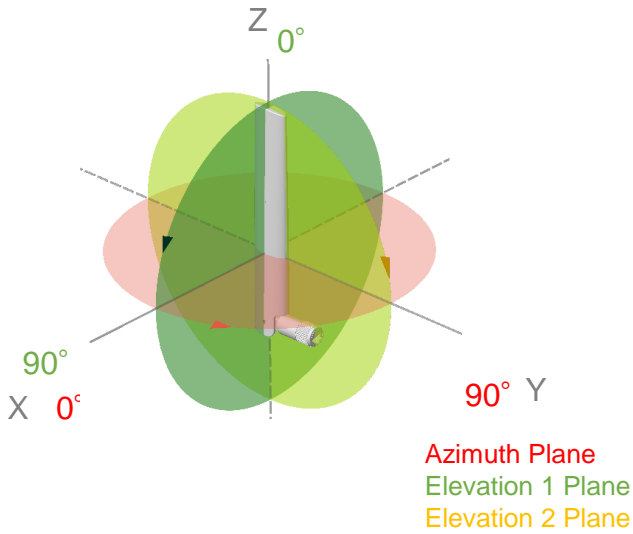
Efficiency



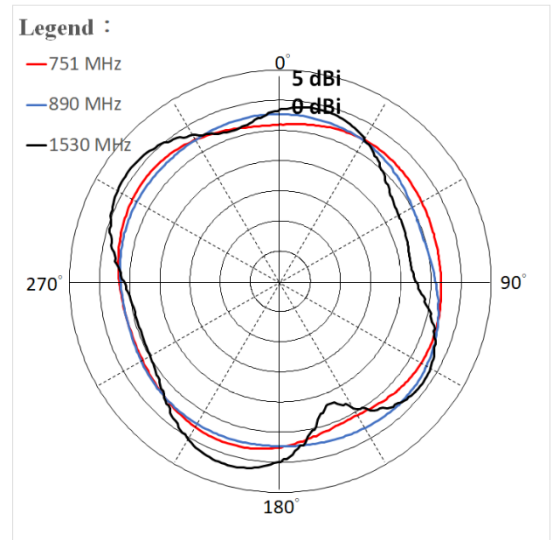
Data measured in free space with hinge at 90 degree bend

RADIATION PATTERN

Test setup

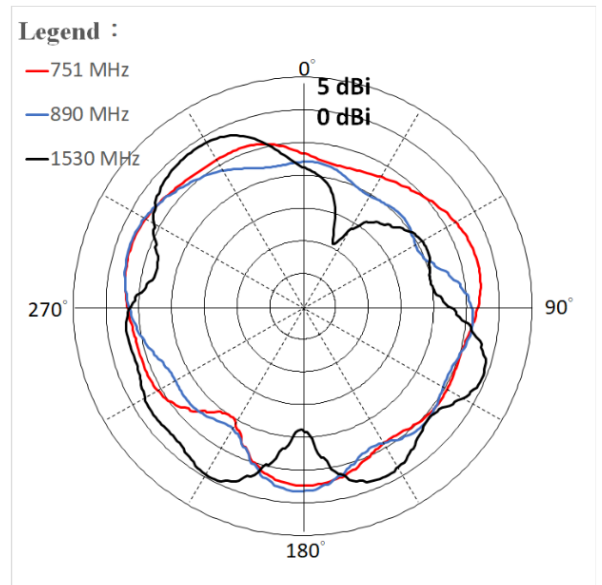
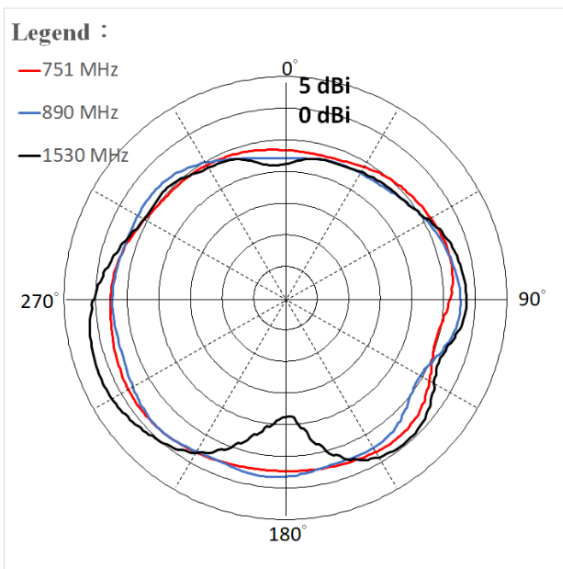


Azimuth



Elevation 1

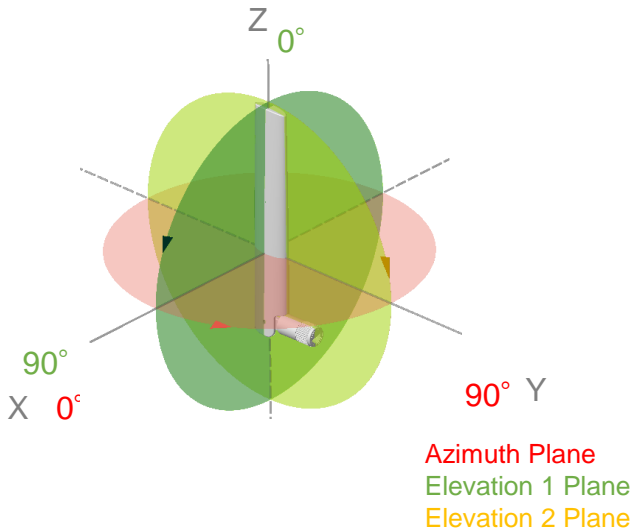
Elevation 2



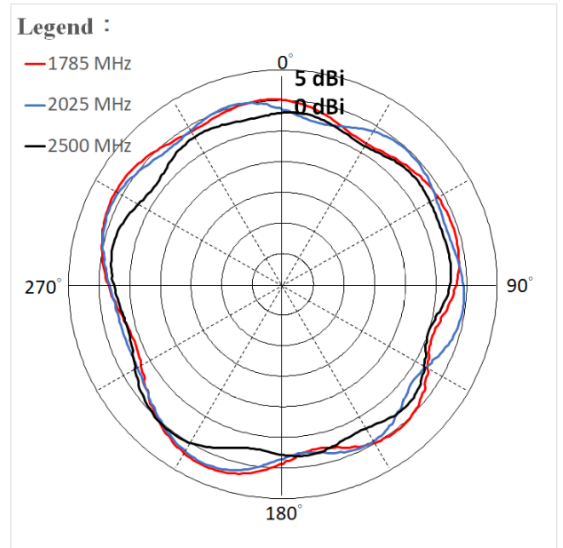
Data measured in free space with hinge at 90 degree bend

RADIATION PATTERN

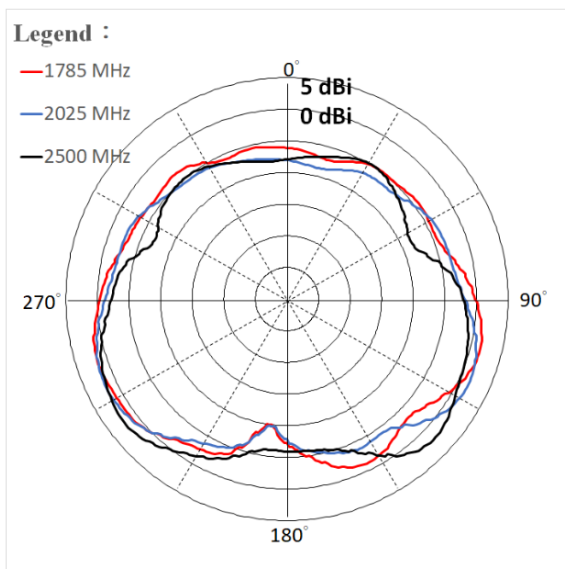
Test setup



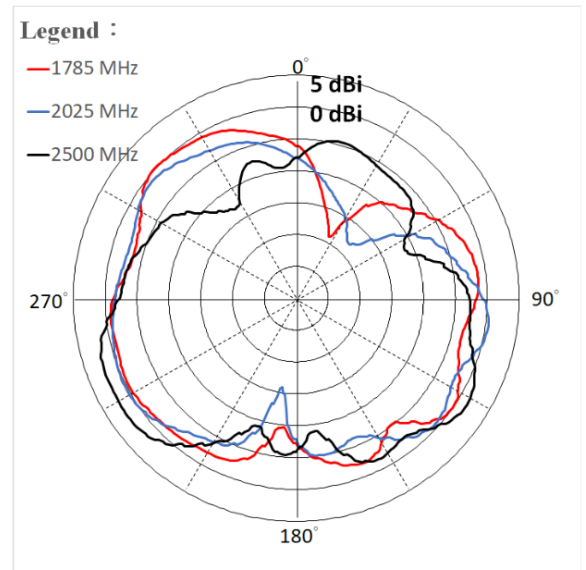
Azimuth



Elevation 1



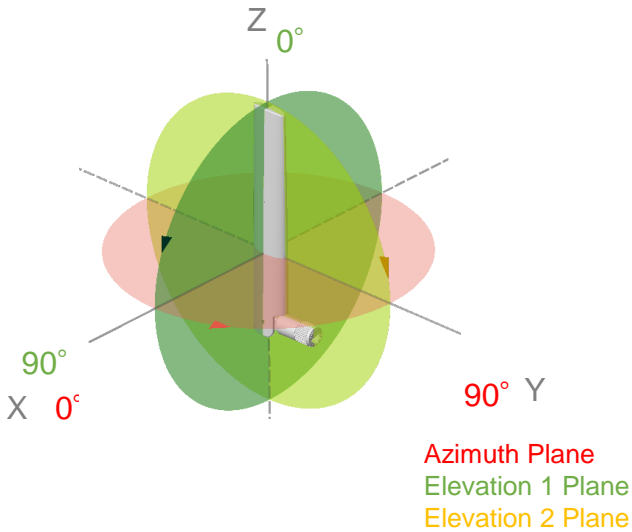
Elevation 2



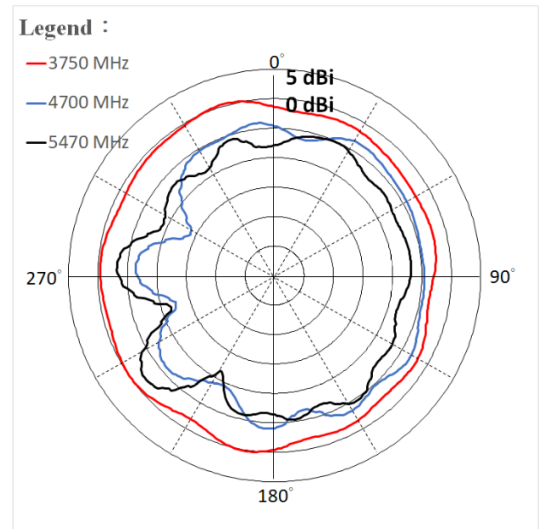
Data measured in free space with hinge at 90 degree bend

RADIATION PATTERN

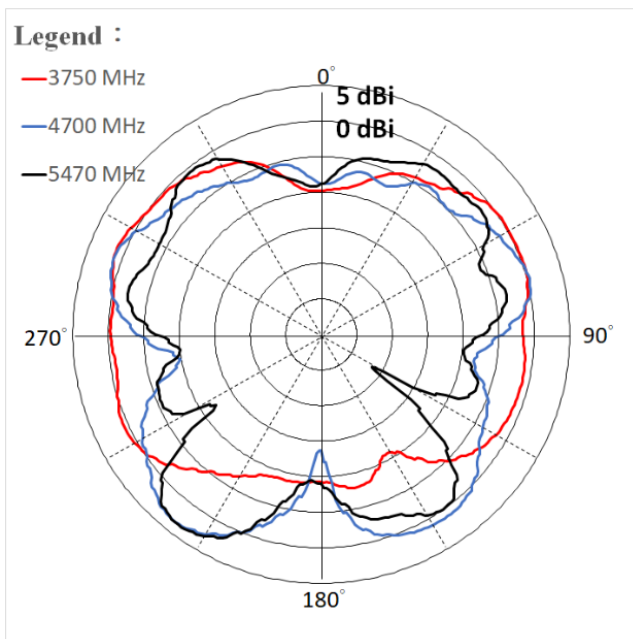
Test setup



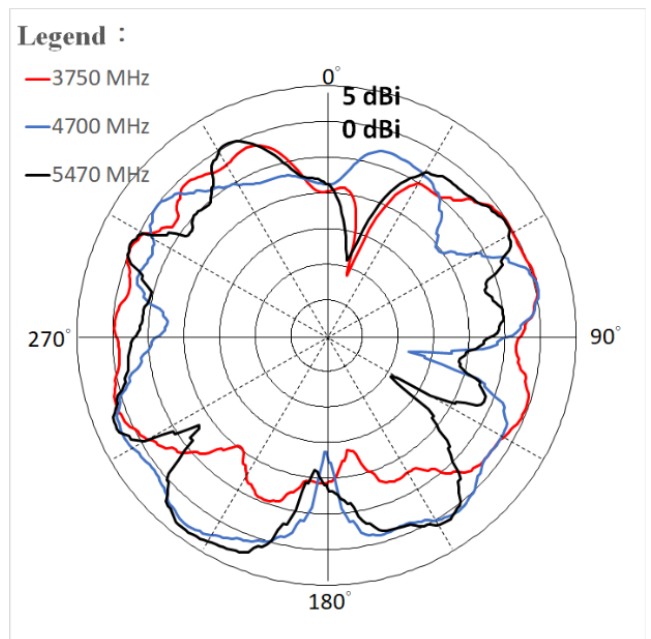
Azimuth



Elevation 1



Elevation 2




Data measured in free space with hinge at 90 degree bend





5G/4G/3G/2G, NB-IoT, Cat-M, GNSS WORLD BAND ANTENNA

Standard Antenna Solutions

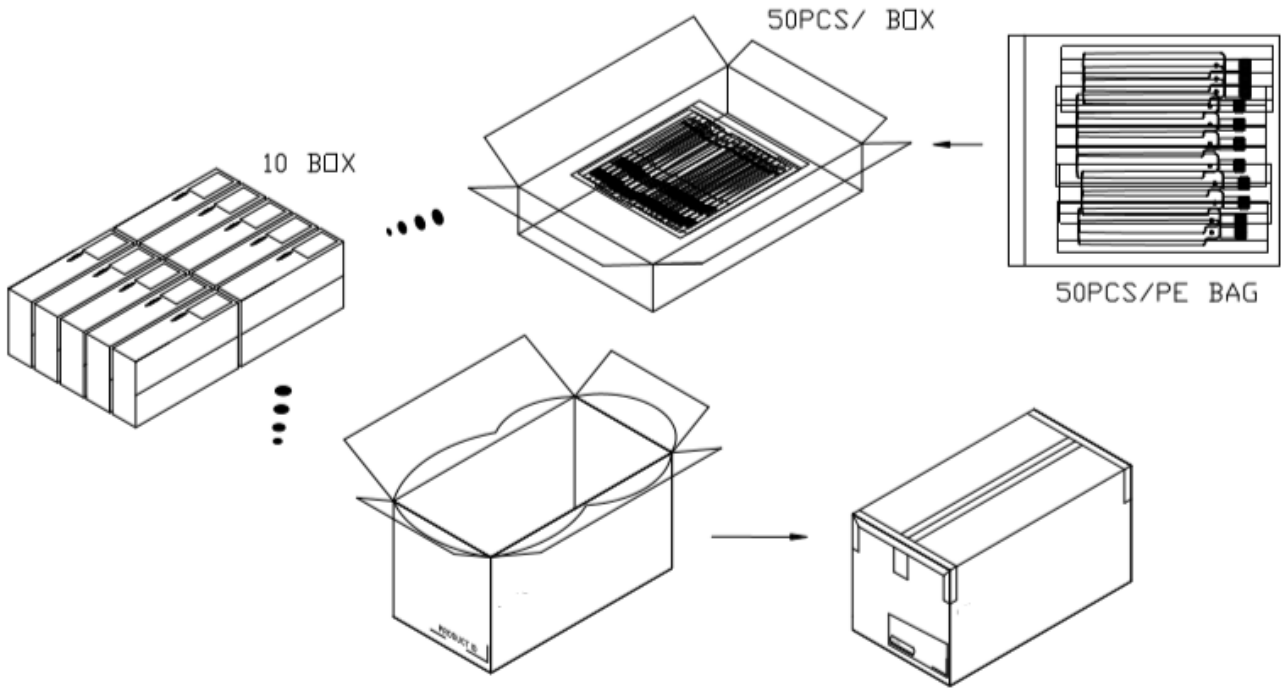
DIMENSIONS



MATING COMPONENTS

2195729-1	SMA	5-1814400-2: SMA JACK, RIGHT ANGLE 	2016682-2: SMA GEN1 (MHF type), 1.13 cable, Length=100mm 2016682-4: SMA GEN1 (MHF type), 1.13 cable, Length=200mm 
2195729-2		5-1814832-2: SMA JACK, VERTICAL 	2016694-2: SMA GEN4 (MHF4 type), 1.13 cable, Length=100mm 2016694-4: SMA GEN4 (MHF4 type), 1.13 cable, Length=200mm 
PART NUMBER	CONNECTOR TYPE	MATING COMPONENTS	

PACKAGING



TE TECHNICAL SUPPORT CENTER

- USA: +1 (800) 522-6752
- Canada: +1 (905) 475-6222
- Mexico: +52 (0) 55-1106-0800
- Latin/S. America: +54 (0) 11-4733-2200
- Germany: +49 (0) 6251-133-1999
- UK: +44 (0) 800-267666
- France: +33 (0) 1-3420-8686
- Netherlands: +31 (0) 73-6246-999
- China: +86 (0) 400-820-6015

For phone numbers in other countries, go to te.com/support-center

te.com

TE Connectivity, TE Connectivity (logo) and Every Connection Counts are trademarks. All other logos, products and/or company names referred to herein might be trademarks of their respective owners.

The information given herein, including drawings, illustrations and schematics which are intended for illustration purposes only, is believed to be reliable. However, TE Connectivity makes no warranties as to its accuracy or completeness and disclaims any liability in connection with its use. TE Connectivity's obligations shall only be as set forth in TE Connectivity's Standard Terms and Conditions of Sale for this product and in no case will TE Connectivity be liable for any incidental, indirect or consequential damages arising out of the sale, resale, use or misuse of the product. Users of TE Connectivity products should make their own evaluation to determine the suitability of each such product for the specific application.

© 2020 TE Connectivity Ltd. family of companies All Rights Reserved.

9-1773982-3 04/20