



# Alcohol Gas Sensor

(Model: MQ303B)

# Manual

Version: 1.3

Valid from: 2014-05-01

Zhengzhou Winsen Electronics Technology Co., Ltd

# Statement

This manual copyright belongs to Zhengzhou Winsen Electronics Technology Co., LTD. Without the written permission, any part of this manual shall not be copied, translated, stored in database or retrieval system, also can't spread through electronic, copying, record ways.

Thanks for purchasing our product. In order to let customers use it better and reduce the faults caused by misuse, please read the manual carefully and operate it correctly in accordance with the instructions. If users disobey the terms or remove, disassemble, change the components inside of the sensor, we shall not be responsible for the loss.

The specific such as color, appearance, sizes &etc, please in kind prevail.

We are devoting ourselves to products development and technical innovation, so we reserve the right to improve the products without notice. Please confirm it is the valid version before using this manual. At the same time, users' comments on optimized using way are welcome.

Please keep the manual properly, in order to get help if you have questions during the usage in the future.

Zhengzhou Winsen Electronics Technology CO., LTD

## MQ303B Semiconductor Sensor for Alcohol Gas

### Profile

Sensitive material of MQ303B gas sensor is semiconductor material which is with lower conductivity in clean air. When the target alcohol gas exists, the sensor's conductivity gets higher along with the gas concentration rising. Users can convert the change of conductivity to correspond output signal of gas concentration through a simple circuit.

### Features

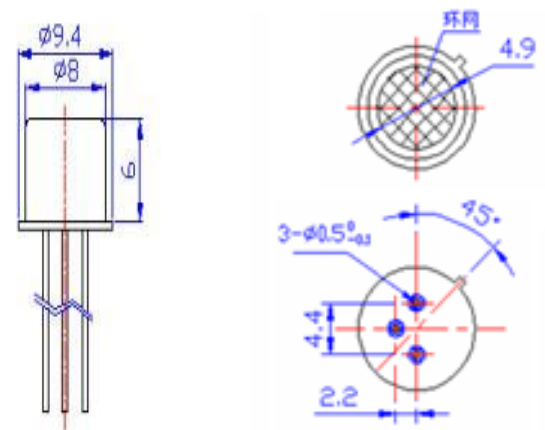
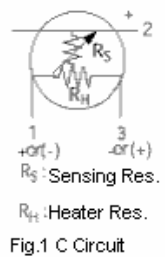
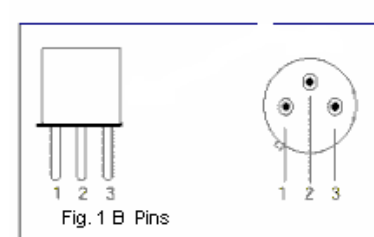
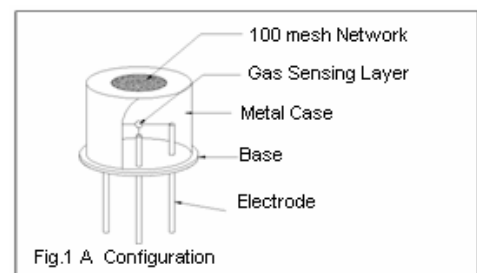
High sensitivity, quick response and resume, long lifespan, low power consumption, low cost, small sizes.

### Main Applications

It has high sensitivity to alcohol and quick response and resume, widely used in portable alcohol gas detector.

### Technical Parameters Stable.1

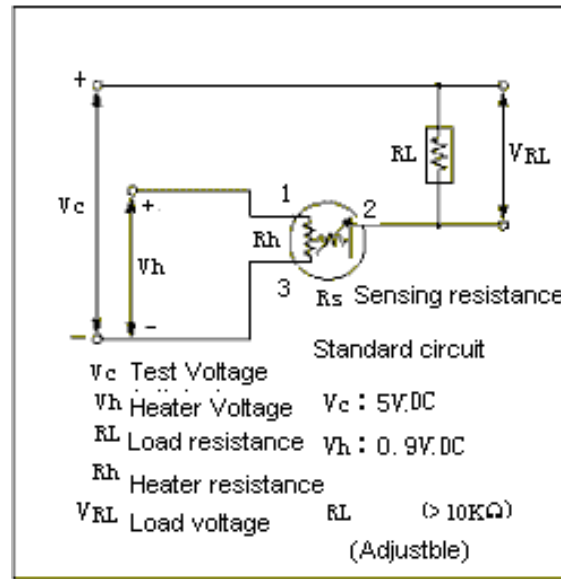
Model		MQ303B	
Sensor Type		Semiconductor	
Standard Encapsulation		Metal	
Target Gas		Alcohol gas	
Detection range		20~ 500ppm alcohol	
Standard Circuit Conditions	Loop Voltage	$V_H$	0.9V±0.1V AC or DC
	Heater Voltage	$V_c$	≤6V DC
	Load Resistance	$R_L$	Adjustable
	Heater Resistance	$R_H$	4.0Ω±0.5Ω (room temp.)
	Heater consumption	$P_H$	≤140mW
Sensor character under standard test conditions	resistance of sensitive material	$R_0$	1KΩ~400KΩ(in air)
	Sensitivity	S	$R_0(\text{in air})/R_s(\text{in } 125\text{ppm } C_2H_5OH) \geq 3$
	Concentration Slope	$\alpha$	$\leq 0.6(R_{300\text{ppm}}/R_{50\text{ppm}} C_2H_5OH)$
Standard test conditions	Tem. Humidity	20°C±2°C 55%±5%RH	
	Standard test circuit	$V_c: 3.0V \pm 0.1V$ DC $V_H: 0.9V \pm 0.1V$ DC	
	Preheat time	Over 48 hours	



**Fig1.Sensor Structure**

Unit: mm

### Basic Test Circuit

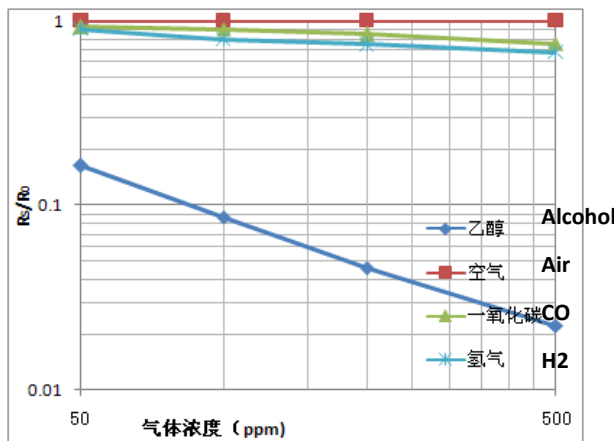


**Fig2.Test Circuit**

The change of alcohol concentration causes the change of sensitive material resistance, which lead to the changes of voltage on the load resistance. Please use  $V_h$ ,  $V_c$  and  $R_L$  as the requests of above fig.

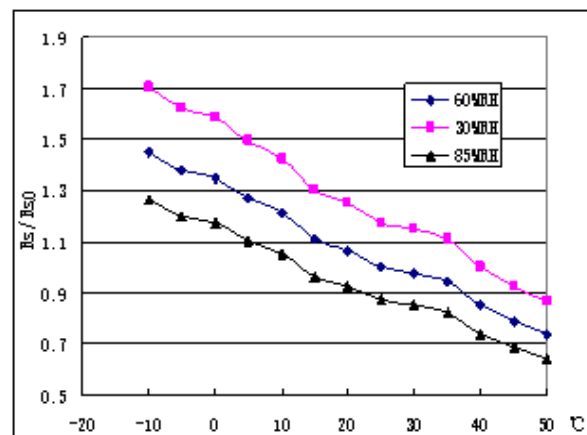
Before the normal detection, sensor should be applied  $2.2 \pm 0.2V$  high voltage for 5-10 seconds , making the sensor work with stability sooner.

### Description of Sensor Characters



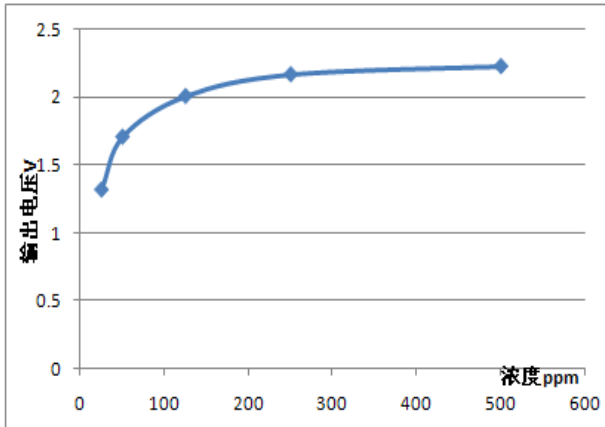
**Fig3.Typical Sensitivity Curve**

The ordinate is resistance ratio of the sensor ( $R_s/R_0$ ), the abscissa is concentration of gases.  $R_s$  means resistance in target gas with different concentration,  $R_0$  means resistance of sensor in clean air.



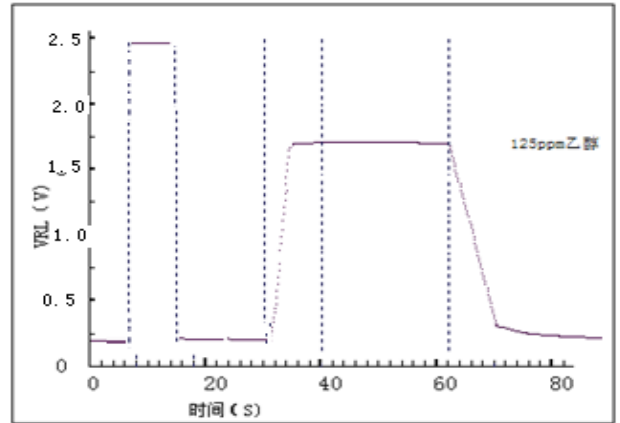
**Fig4.Typical temperature/humidity characteristics**

The ordinate is resistance ratio of the sensor ( $R_s/R_{s0}$ ).  $R_s$  means resistance of sensor in 125ppm alcohol under different tem. and humidity.  $R_{s0}$  means resistance of the sensor in 125ppm alcohol under  $20^\circ C/55\%RH$ .



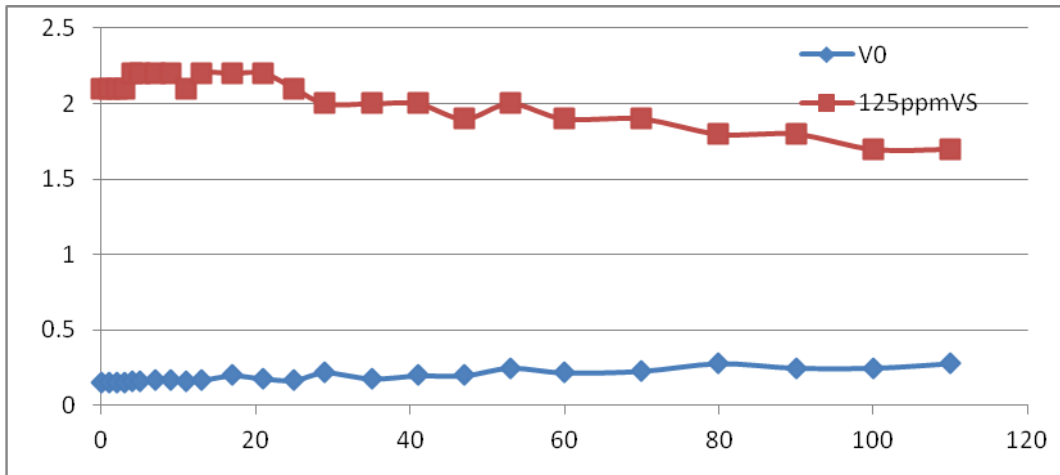
**Fig5.Sensitivity Curve**

Fig5 shows the  $V_{RL}$  in alcohol with different concentration. The resistance load  $R_L$  is 4.7 K $\Omega$  and the test is finished in standard test conditions.



**Fig6.Responce and Resume**

Fig5 shows the changing of  $V_{RL}$  in the process of putting the sensor into target gas and removing it out.



**Fig7.long-term Stability**

## Cautions

### 1 .Following conditions must be prohibited

#### 1.1 Exposed to organic silicon steam

Sensing material will lose sensitivity and never recover if the sensor absorbs organic silicon steam. Sensors must avoid exposing to silicon bond, fixture, silicon latex, putty or plastic contain silicon environment.

#### 1.2 High Corrosive gas

If the sensors are exposed to high concentration corrosive gas (such as  $H_2S$ ,  $SO_x$ ,  $Cl_2$ ,  $HCl$  etc.), it will not only result in corrosion of sensors structure, also it cause sincere sensitivity attenuation.

#### 1.3 Alkali, Alkali metals salt, halogen pollution

The sensors performance will be changed badly if sensors be sprayed polluted by alkali metals salt especially brine, or be exposed to halogen such as fluorine.

#### 1.4 Touch water

---

Sensitivity of the sensors will be reduced when spattered or dipped in water.

#### 1.5 Freezing

Do avoid icing on sensor's surface, otherwise sensing material will be broken and lost sensitivity.

#### 1.6 Applied higher voltage

Applied voltage on sensor should not be higher than stipulated value, even if the sensor is not physically damaged or broken, it causes down-line or heater damaged, and bring on sensors' sensitivity characteristic changed badly.

#### 1.7 Voltage on wrong pins

Pin 1&3 is heating electrodes and the heating voltage should be  $0.9V \pm 0.1V$  DC, higher voltage may destroy the sensor. Pin 2&1 or 2&3 should be supplied  $3.0 \pm 0.1V$  DC testing voltage.

### 2 .Following conditions must be avoided

#### 2.1 Water Condensation

Indoor conditions, slight water condensation will influence sensors' performance lightly. However, if water condensation on sensors surface and keep a certain period, sensors' sensitive will be decreased.

#### 2.2 Used in high gas concentration

No matter the sensor is electrified or not, if it is placed in high gas concentration for long time, sensors characteristic will be affected. If lighter gas sprays the sensor, it will cause extremely damage.

#### 2.3 Long time storage

The sensors resistance will drift reversibly if it's stored for long time without electrify, this drift is related with storage conditions. Sensors should be stored in airproof bag without volatile silicon compound. For the sensors with long time storage but no electrify, they need long galvanical aging time for stability before using. The suggested aging time as follow:

**Stable2.**

Storage Time	Suggested aging time
Less than one month	No less than 48 hours
1 ~ 6 months	No less than 72 hours
More than six months	No less than 168 hours

#### 2.4 Long time exposed to adverse environment

No matter the sensors electrified or not, if exposed to adverse environment for long time, such as high humidity, high temperature, or high pollution etc., it will influence the sensors' performance badly.

#### 2.5 Vibration

Continual vibration will result in sensors down-lead response then break. In transportation or assembling line, pneumatic screwdriver/ultrasonic welding machine can lead this vibration.

#### 2.6 Concussion

If sensors meet strong concussion, it may lead its lead wire disconnected.

#### 2.7 Usage Conditions

2.7.1For sensor, handmade welding is optimal way. The welding conditions as follow:

- Soldering flux: Rosin soldering flux contains least chlorine
- homothermal soldering iron
- Temperature: 250°C
- Time: less than 3 seconds

2.7.2 If users choose wave-soldering, the following conditions should be obey:

- Soldering flux: Rosin soldering flux contains least chlorine

- Speed: 1-2 Meter/ Minute
- Warm-up temperature: 100±20℃
- Welding temperature: 250±10℃
- One time pass wave crest welding machine

If disobey the above using terms, sensors sensitivity will be reduced.

**Zhengzhou Winsen Electronics Technology Co., Ltd**

**Add:** No.299, Jinsuo Road, National Hi-Tech Zone,  
Zhengzhou 450001 China

**Tel:** +86-371-67169097/67169670

**Fax:** +86-371-60932988

**E-mail:** [sales@winsensor.com](mailto:sales@winsensor.com)

**Website:** [www.winsen-sensor.com](http://www.winsen-sensor.com)