

6

5

4

3

2

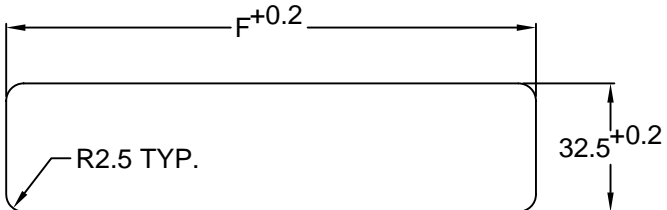
1

**MATERIAL AND FINISH:**  
 Insulator: Polycarbonate, UL-94V-0 rated.  
 Pin contact: Brass, Nickel plated.  
 Solder Terminals: Brass, tin plated.

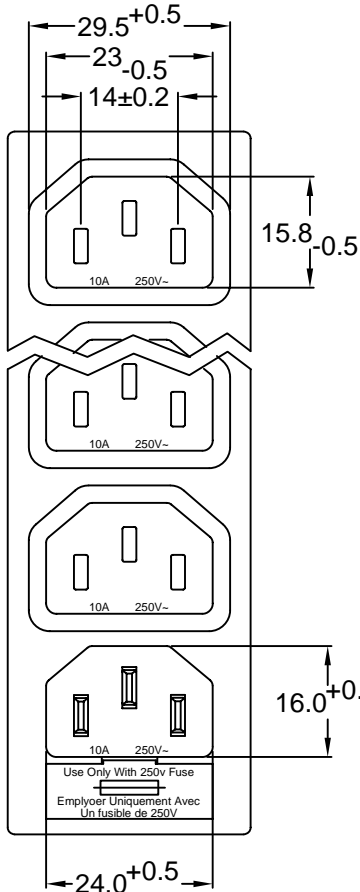
**ELECTRICAL SPECIFICATIONS:**  
 Rated current: 10A  
 Rated voltage: 250VDC



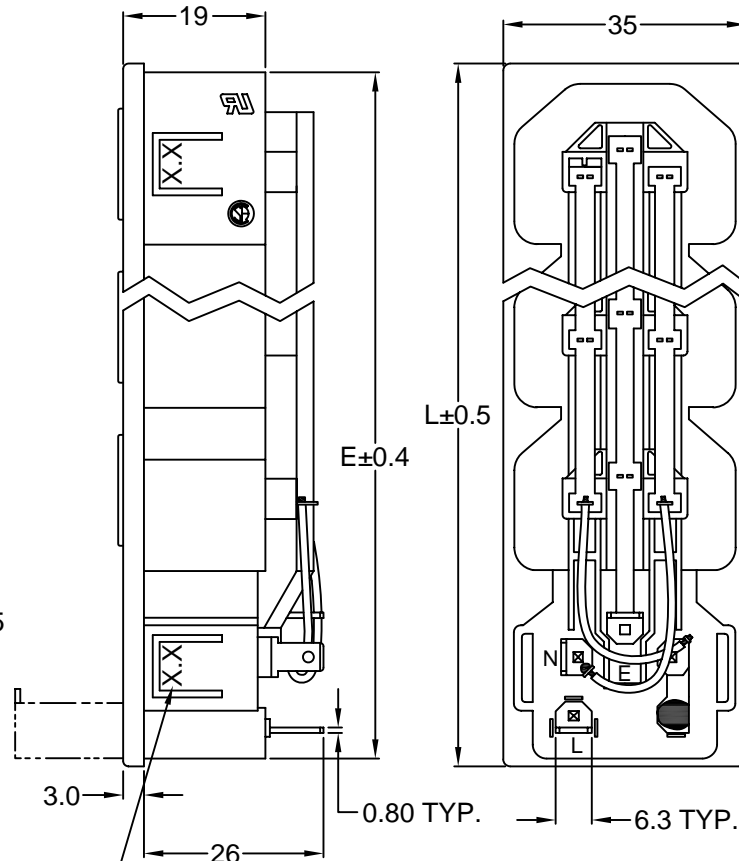
No of Port	L±0.5	E±0.4	F+0.2
1	58.5	55.4	55.9
2	82.1	79.0	79.5
3	105.7	102.6	103.1
4	129.3	126.2	126.7
5	152.9	149.8	150.3
6	176.5	173.4	173.9



RECOMMENDED  
 PANEL CUTOUT



REPLACE WITH  
 CORRESPONDING  
 PANEL THICKNESS



**RoHS  
 COMPLIANT**

REV	DATE	CHANGE	CHNG CHECK	
			APPR	PB
A	10/1/01	REVISED TOL & DIM F	TD	PB
B	12/16/05	REV. TERM. LENGTHS; ADD DIM	PB	PB

P/N	A	MAX. PANEL THICKNESS
44R01-X131-150	1.5	1.5
44R01-X131-250	2.5	2.5

ADDITIONAL PANEL THICKNESS & .187 [4.8]  
 QC AVAILABLE ON REQUEST

DRAWN BY		DT	DATE:
CHECK BY <td>PB</td> <td>DATE: 10/3/01</td>		PB	DATE: 10/3/01
APPR BY <td>PB</td> <td>DATE: 10/3/01</td>		PB	DATE: 10/3/01

**TOLERANCE  
 UNLESS OTHERWISE SPECIFIED**  
 X ± 1  
 X.X ± 0.4  
 X.XX ± 0.20

**Power Dynamics, Inc.**  
 Phone: 973 560-0019 Whippany, New Jersey Fax: 973 560-0076

PART: IEC 60320 STRIP APPL. INLET & OUTLET  
 SNAP IN, QC TERM., 5x20mm FUSE HOLDER

**44R01-X131-XXX**

SIZE: A ALL DIMENSIONS FOR REFERENCE ONLY  
 SCALE: NTS DIMENSIONS ARE IN MILLIMETERS

SHEET 1 of 1  
 REV: B