





Closed frame "solid" insulator withstands high mechanical impact. Low profile

Available with series 10 standard pins, other types on request

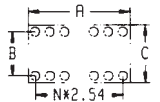
Insertion characteristics:
4-finger standard



Platings	Sleeve 	Clip 	Pin 
91	5 µm Sn Pb	0.25 µm Au	
93	5 µm Sn Pb	0.75 µm Au	
97	5 µm Sn Pb	Goldflash	
99	5 µm Sn Pb	5 µm Sn Pb	

Ordering information

For complete part number see Order Codes list below

No. of poles	Order Codes				Insulator dimensions			
	Plating 91 B	Plating 93 B	Plating 97 B	Plating 99 B		See page 51	A	B
6	210-91-306-41-001	210-93-306-41-001	210-97-306-41-001	210-99-306-41-001	Fig. 30	7.6	7.62	10.1
8	210-91-308-41-001	210-93-308-41-001	210-97-308-41-001	210-99-308-41-001	Fig. 31	10.1	7.62	10.1
10	210-91-310-41-001	210-93-310-41-001	210-97-310-41-001	210-99-310-41-001	Fig. 32	12.6	7.62	10.1
14	210-91-314-41-001	210-93-314-41-001	210-97-314-41-001	210-99-314-41-001	Fig. 33	17.7	7.62	10.1
16	210-91-316-41-001	210-93-316-41-001	210-97-316-41-001	210-99-316-41-001	Fig. 34	20.3	7.62	10.1
18	210-91-318-41-001	210-93-318-41-001	210-97-318-41-001	210-99-318-41-001	Fig. 35	22.8	7.62	10.1
20	210-91-320-41-001	210-93-320-41-001	210-97-320-41-001	210-99-320-41-001	Fig. 36	25.3	7.62	10.1
24	210-91-324-41-001	210-93-324-41-001	210-97-324-41-001	210-99-324-41-001	Fig. 37	30.4	7.62	10.1
22	210-91-422-41-001	210-93-422-41-001	210-97-422-41-001	210-99-422-41-001	Fig. 38	27.8	10.16	12.6
24	210-91-424-41-001	210-93-424-41-001	210-97-424-41-001	210-99-424-41-001	Fig. 39	30.4	10.16	12.6
24	210-91-624-41-001	210-93-624-41-001	210-97-624-41-001	210-99-624-41-001	Fig. 40	30.4	15.24	17.7
28	210-91-628-41-001	210-93-628-41-001	210-97-628-41-001	210-99-628-41-001	Fig. 41	35.5	15.24	17.7
32	210-91-632-41-001	210-93-632-41-001	210-97-632-41-001	210-99-632-41-001	Fig. 42	40.6	15.24	17.7
36	210-91-636-41-001	210-93-636-41-001	210-97-636-41-001	210-99-636-41-001	Fig. 43	45.7	15.24	17.7
40	210-91-640-41-001	210-93-640-41-001	210-97-640-41-001	210-99-640-41-001	Fig. 44	50.6	15.24	17.7
48	210-91-648-41-001	210-93-648-41-001	210-97-648-41-001	210-99-648-41-001	Fig. 45	61.0	15.24	17.64