


## Card Edge Connector 0.156" (3.96mm) Pitch

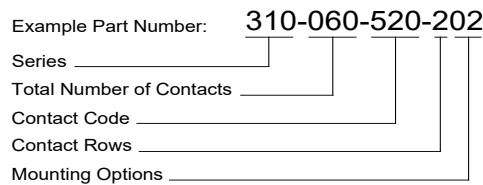
### Features:

- 0.156" (3.96mm) contact spacing x 0.200" (5.08mm) row spacing
- Accepts 0.062" (1.57mm) nominal thickness P.C. board
- Low profile insulator body, 0.460" (11.68mm) with card slot barrier
- Contact termination options include P.C. tail, wire hole, wire wrap, and extender board bends
- Single or dual row configurations
- Variety of mounting options
- Accepts between contact and in-contact polarizing keys
- RoHS Compliant



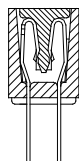
### Specifications:

Insulator Material	UL 94V-0 Thermoplastic Polyester
Contact Material	Copper Alloy
Contact Plating	Gold Plating on mating area and Tin Plating on tails with Nickel underplating all over
Current Rating	5 amps
Contact Resistance	10 milliohms maximum
Dielectric Withstanding Voltage	1800 V AC rms at sea level between adjacent contacts
Insulation Resistance	5000 megaohms minimum
Operating Temperature	-40°C to +105°C
Insertion Force	16 oz (4.45 N) maximum per contact pair when tested with .070" (1.78mm) thick gauge
Withdrawal Force	1 oz (0.28 N) minimum per contact pair when tested with .054" (1.37mm) thick gauge

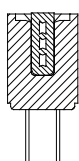


<b>Series:</b>	
310	
<b>Total Number of Contacts:</b>	<b>Contact Rows:</b>
030	Single Row
060	Dual Row
<b>Contact Rows:</b>	<b>Description:</b>
1	Single Row
2	Dual Row
<b>Mounting Options:</b>	<b>Description:</b>
01	No Mounting Lug
02	Ø.128" (Ø3.25mm) Mounting Holes
03	Ø.116" (Ø2.95mm) I.D. Floating Eyelets
04	Ø.156" (Ø3.96mm) Mounting Holes
07	M3-0.5 Metric Threaded Inserts
08	#4-40 Unified Threaded Inserts

IN-CONTACT  
POLARIZING KEY  
P/N 307-240-328



BETWEEN CONTACT  
POLARIZING KEY  
P/N 306-240-318



Contact Code:	Tail Description:	Tail Size:	Tail Length "G":
<b>Single Row Contacts - Read One Side of Daughter Board</b>			
505	Wire Hole	.087 x .013 (2.21 x 0.33)	.282 (7.16)
525	P.C. Tail	.046 x .013 (1.17 x 0.33)	.213 (5.41)
527	P.C. Tail	.046 x .013 (1.17 x 0.33)	.358 (9.09)
531	P.C. Tail	.023 x .013 (0.58 x 0.33)	.213 (5.41)
545	Wire Wrap	.046 x .013 (1.17 x 0.33)	.708 (17.98)
547	Wire Wrap	.046 x .013 (1.17 x 0.33)	.520 (13.21)
<b>Single Row Contacts - Read Both Sides of Daughter Board</b>			
501	Wire Hole	.089 x .014 (2.29 x 0.36)	.213 (5.41)
521	P.C. Tail	.046 x .014 (1.17 x 0.36)	.213 (5.41)
541	Wire Wrap	.046 x .014 (1.17 x 0.36)	.495 (12.57)
<b>Dual Row Contacts - Read Both Sides of Daughter Board</b>			
500	Wire Hole	.087 x .013 (2.21 x 0.33)	.282 (7.16)
520	P.C. Tail	.046 x .013 (1.17 x 0.33)	.213 (5.41)
522	P.C. Tail	.046 x .013 (1.17 x 0.33)	.358 (9.09)
524	P.C. Tail	.023 x .013 (0.58 x 0.33)	.213 (5.41)
540	Wire Wrap	.046 x .013 (1.17 x 0.33)	.708 (17.98)
542	Wire Wrap	.046 x .013 (1.17 x 0.33)	.520 (13.21)
555	.062 EXTENDER BOARD BEND (CODE 500 CONTACTS)		
556	.062 EXTENDER BOARD BEND (CODE 520 CONTACTS)		
560	.062 EXTENDER BOARD BEND (CODE 522 CONTACTS)		

**Ordering Code Notes:**  
For details of the mounting options refer to next page.

# 310 SERIES



## Card Edge Connector 0.156" (3.96mm) Pitch

