


Ultra-Low Phase Jitter HCSL SMD Clock Oscillator

ASVMX-100.000MHz-5ABD



RoHS/RoHS II compliant



7.0 x 5.0 x 1.4mm

Moisture Sensitivity Level – MSL 3

FEATURES:

- 100MHz HCSL
- Typical phase noise: 100fs (Integration range: 1.875MHz-20MHz)
- ± 50 ppm total frequency stability over -40°C to $+85^{\circ}\text{C}$ temperature range
- Industry standard 6-Pin 7 x 5mm LGA package

APPLICATIONS:

- PCI-Express
- Storage

KEY ELECTRICAL SPECIFICATIONS

Item	Minimum	Maximum	Unit	Condition
Supply Voltage	-0.3	+3.6	V	
Storage Temp.	-55	+125	$^{\circ}\text{C}$	
Lead Temp.(soldering, 10s)		+260	$^{\circ}\text{C}$	
ESD (HBM)		2	kV	

VDD = 2.5V \pm 5% or 3.3V \pm 10%, TA = -40°C to $+85^{\circ}\text{C}$, outputs terminated with 50 Ohms to VSS.⁽¹⁾

Parameters	Minimum	Typical	Maximum	Units	Notes
Frequency	100.000			MHz	
Operating Temperature (T _A)	-40		+85	$^{\circ}\text{C}$	
Overall Frequency Stability ⁽²⁾	-50		+50	ppm	
Supply Voltage (V _{DD})	+2.375		+3.63	V	
Supply Current (I _{DD})			95	mA	
Output Logic Level	V _{OH}	640	700	850	mV
	V _{OL}	-150	0	27	mV
Max Output Including Overshoot (V _{OVS})			V _{OH} +0.3	V	
Min Output Including Undershoot (V _{UDS})	V _{OL} -0.3			V	
Ringback Voltage (V _{RB})	0.2			V	
Absolute Crossing Point (V _{OX})	250	450	550	mV	
Peak to Peak Output Voltage Swing (V _{swing})	640	700	950	mV	
Start-up Time			20	ms	
Rise Time (Tr)	150		450	ps	
Fall Time (Tf)	150		450		
Duty Cycle	45		55	%	
Phase Noise	Integration Range: 12kHz to 20MHz		220	fsRMS	
	Integration Range: 1.875MHz to 20MHz		100		

Notes:

1. Guaranteed after thermal equilibrium
2. Inclusive of initial accuracy, temperature drift, aging, shock, vibration from -40°C to $+85^{\circ}\text{C}$.

PART IDENTIFICATION

ASVMX-100.000MHz -5ABD -

Packing

Blank: Bulk or Tube

T: Tape & Reel (1k/reel)

ABRACON IS
ISO9001:2008
CERTIFIED




2 Faraday, Suite# B | Irvine | CA 92618 Revised: 04.29.15
Ph. 949.546.8000 | Fax. 949.546.8001
Visit www.abracon.com for Terms and Conditions of Sale

Ultra-Low Phase Jitter HCSL SMD Clock Oscillator

ASVMX-100.000MHz-5ABD

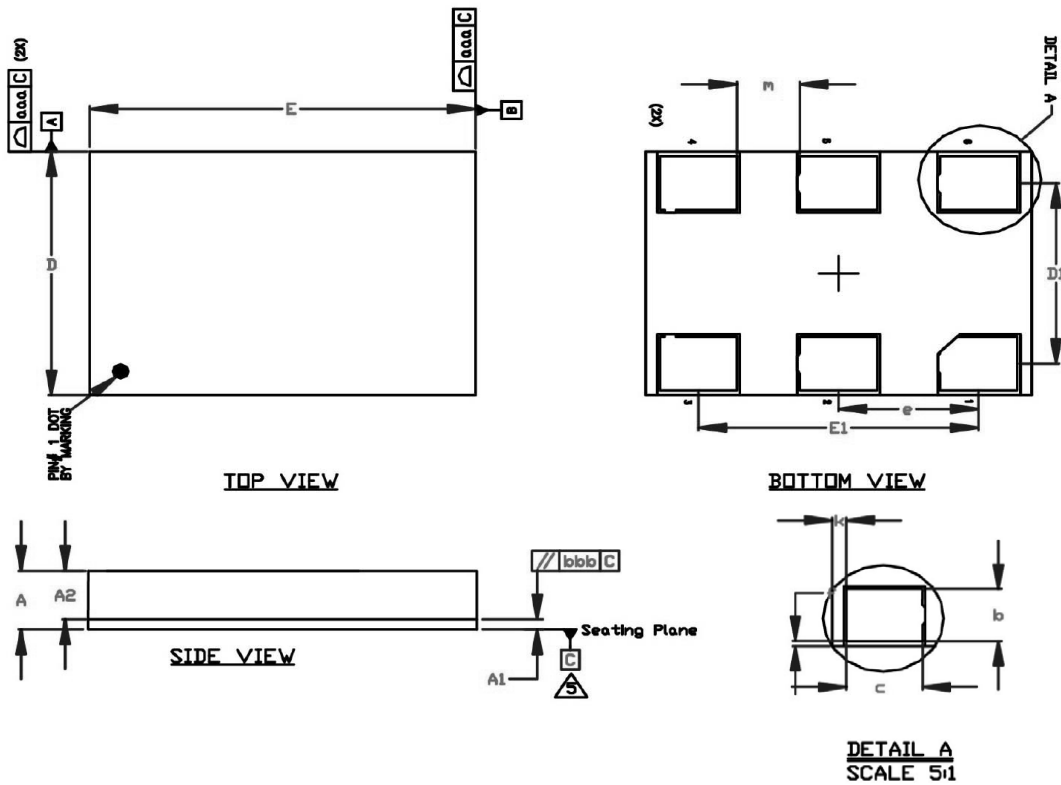


RoHS/RoHS II compliant



7.0 x 5.0 x 1.4mm

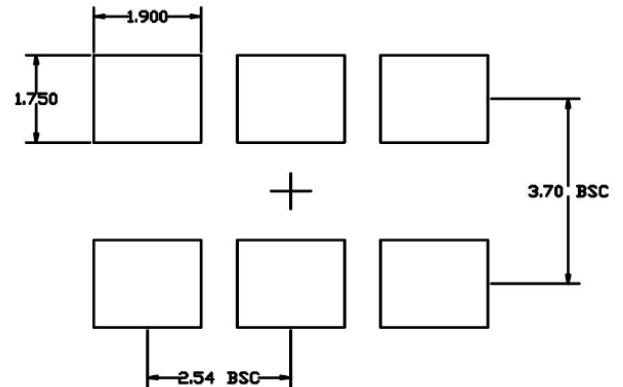
OUTLINE DIMENSION



Ref.	Min.	Nom.	Max.
A	1.260	1.330	1.400
A1	0.190	0.230	0.270
A2	1.070	1.100	1.130
D	4.900	5.000	5.100
D1	3.700 BSC		
E	6.900	7.000	7.100
E1	5.080 BSC		
b	1.050	1.100	1.150
c	1.350	1.400	1.450
e	2.540 BSC		
f	0.050	0.100	0.150
k	0.210	0.260	0.310
m	1.090	1.140	1.190
n	36		

Dimensional Tolerance	
aaa	0.100
bbb	0.070

Recommended Land Pattern




Dimensions: mm

Ultra-Low Phase Jitter HCSL SMD Clock Oscillator

ASVMX-100.000MHz-5ABD

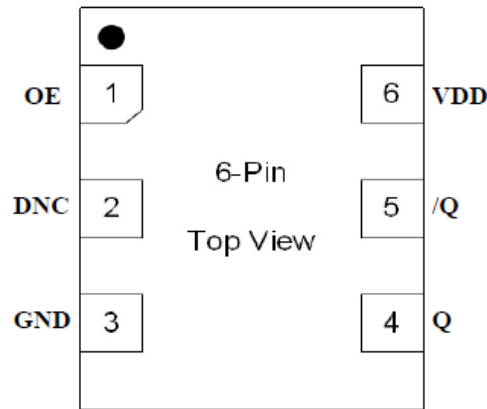


RoHS/RoHS II compliant



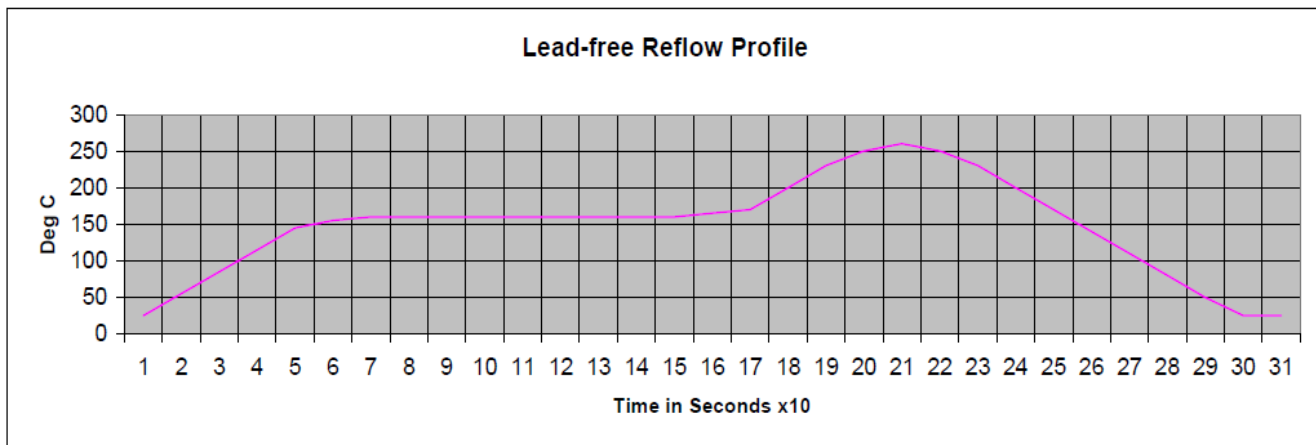
7.0 x 5.0 x 1.4mm

PIN CONFIGURATION



Pin #	Pin Name	Pin Type	Pin Level	Pin Function
1	OE	I, SE	LVC MOS	Output Enable, disables output to tri-state. 0 = Disabled, 1 = Enabled, 50k Ω Pull-up
2	DNC			Make no connection, leave floating
3	GND	PWR		Power Supply Ground
4	Q	O	HCSL	Clock Output
5	/Q	O	HCSL	Complimentary Clock Output
6	VDD	PWR		Power Supply

REFLOW PROFILE




Parameters	Specifications
Average Ramp-up Rate	3°C /second max.
Pre-Heat Temp 150 – 200°C	60 – 180 second
Temp > 217°C	60 – 150 second
Time @ Peak Temperature	20 – 40 second
Peak Temperature	260°C + 0°C / -5°C
Ramp-down Rate	-6°C / second max.
Time 25°C to Peak Temp.	8 minutes max.

Ultra-Low Phase Jitter HCSL SMD Clock Oscillator

ASVMX-100.000MHz-5ABD



RoHS/RoHS II compliant

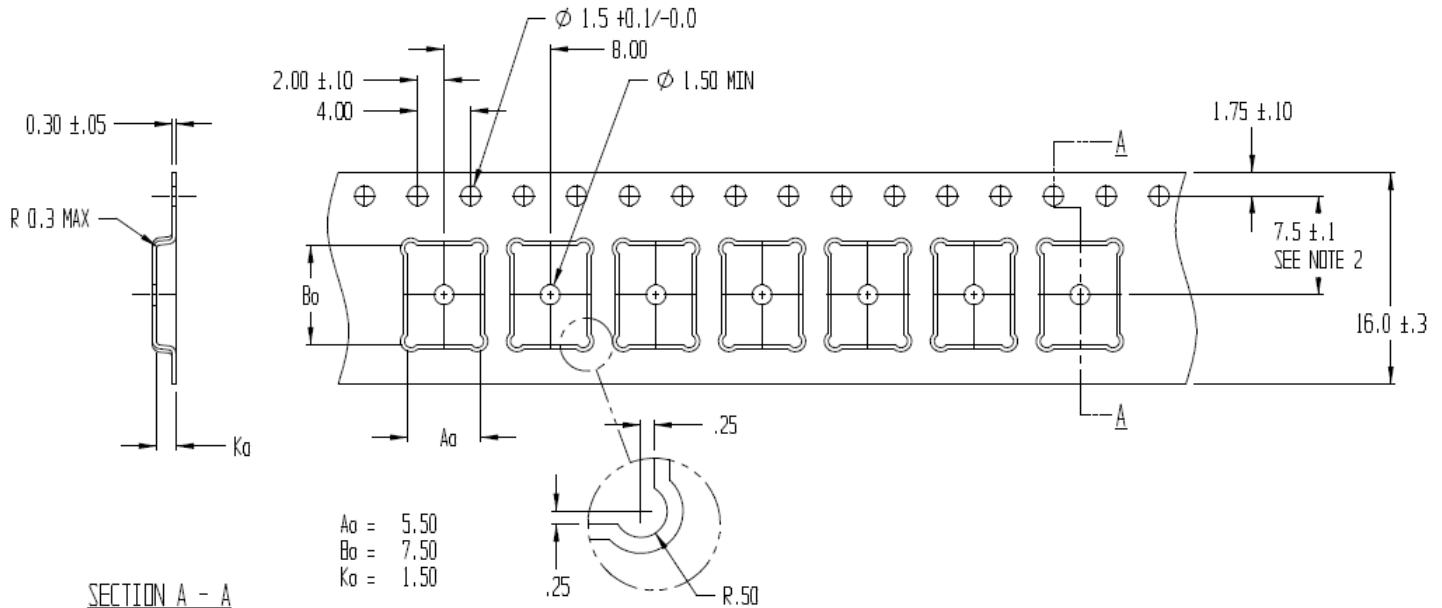


7.0 x 5.0 x 1.4mm

TAPE & REEL

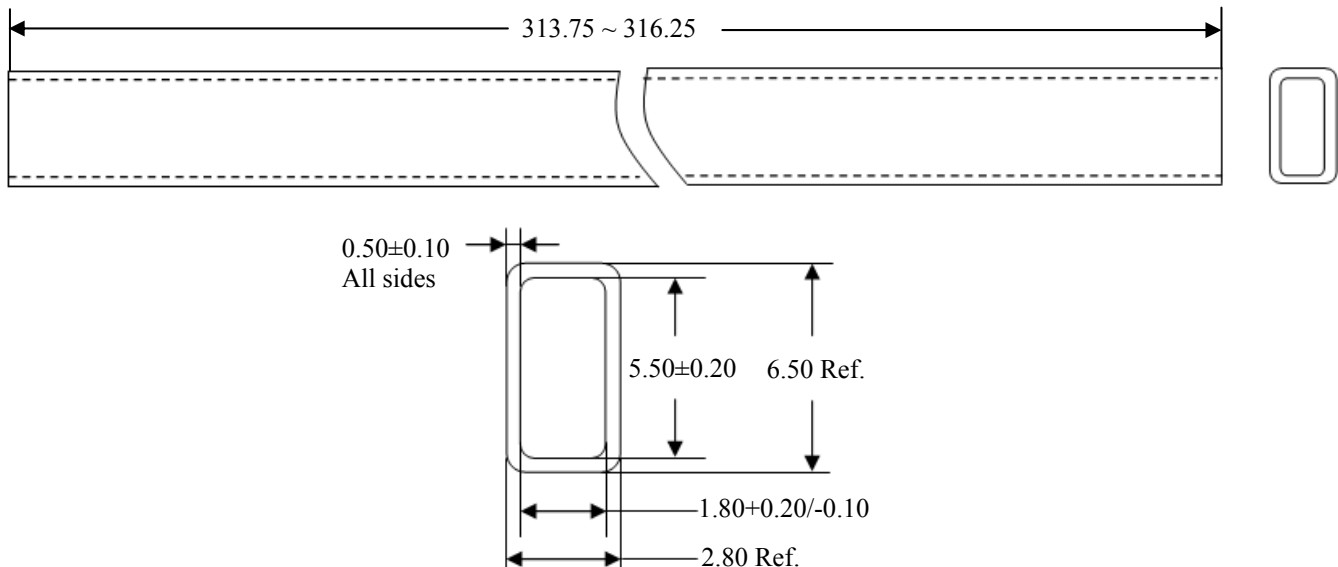
T = Tape & Reel, 1000pcs/reel. Reel Size = 7-inch Reel

MSL-3 packaging applies to -T option.



Blank = Bulk or Tube (43pcs/tube)

MSL-3 packaging applies to MOQ=43 units (tube)



Dimensions: mm

ATTENTION: Abracon Corporation's products are COTS – Commercial-Off-The-Shelf products; suitable for Commercial, Industrial and, where designated, Automotive Applications. Abracon's products are not specifically designed for Military, Aviation, Aerospace, Life-dependant Medical applications or any application requiring high reliability where component failure could result in loss of life and/or property. For applications requiring high reliability and/or presenting an extreme operating environment, written consent and authorization from Abracon Corporation is required. Please contact Abracon Corporation for more information.

ABRACON IS
ISO9001:2008
CERTIFIED



2 Faraday, Suite# B | Irvine | CA 92618 Revised: 04.29.15

Ph. 949.546.8000 | Fax. 949.546.8001

Visit www.abracon.com for Terms and Conditions of Sale