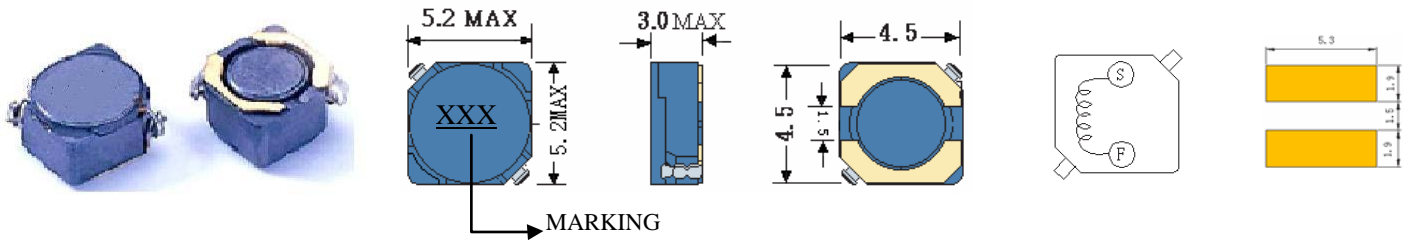


SCRH4D28

SMD POWER INDUCTORS



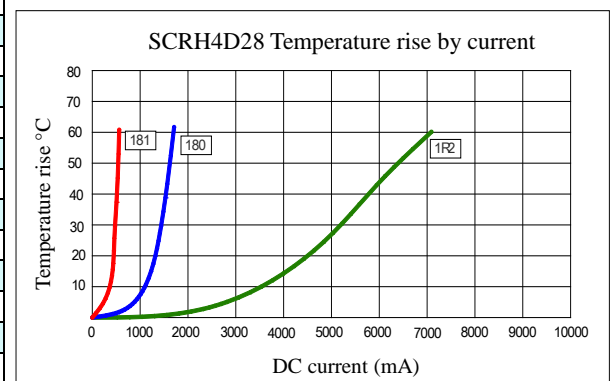
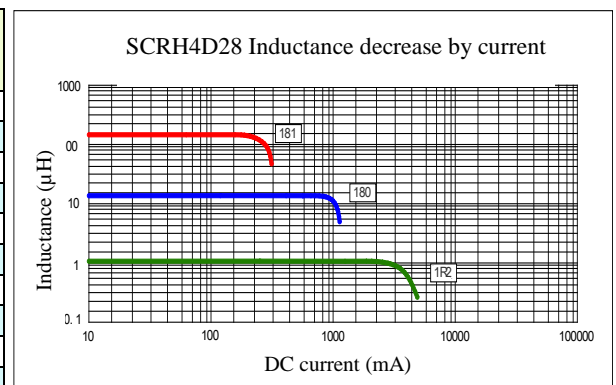
• Features

1. Magnetically shielded construction
2. Excellent Power Density
3. Engineered to Provide High Efficiency

CHARACTERISTICS



Part Number	Inductance (uH) ⁽¹⁾	Test Frequency	DC Resistance (Ω MAX) ⁽²⁾	Saturation Current ⁽³⁾ (A)	Temperature Current ⁽⁴⁾ (A)
SCRH4D28-1R2	1.2	100KHZ	23.6m	2.56	5.00
SCRH4D28-1R8	1.8	100KHZ	27.5m	2.20	4.00
SCRH4D28-2R2	2.2	100KHZ	31.3m	2.04	3.60
SCRH4D28-2R7	2.7	100KHZ	43.3m	1.60	3.24
SCRH4D28-3R3	3.3	100KHZ	49.2m	1.57	2.91
SCRH4D28-3R9	3.9	100KHZ	64.8m	1.44	2.61
SCRH4D28-4R7	4.7	100KHZ	72.0m	1.32	2.32
SCRH4D28-5R6	5.6	100KHZ	100m	1.17	2.08
SCRH4D28-6R8	6.8	100KHZ	108m	1.12	1.87
SCRH4D28-8R2	8.2	100KHZ	117m	1.04	1.77
SCRH4D28-100	10	100KHZ	128m	1.00	1.51
SCRH4D28-120	12	100KHZ	131m	0.84	1.50
SCRH4D28-150	15	100KHZ	149m	0.76	1.48
SCRH4D28-180	18	100KHZ	166m	0.72	1.42
SCRH4D28-220	22	100KHZ	235m	0.70	1.17
SCRH4D28-270	27	100KHZ	261m	0.58	1.05
SCRH4D28-330	33	100KHZ	378m	0.56	0.95
SCRH4D28-390	39	100KHZ	383m	0.50	0.81
SCRH4D28-470	47	100KHZ	587m	0.48	0.73
SCRH4D28-560	56	100KHZ	624m	0.41	0.66
SCRH4D28-680	68	100KHZ	699m	0.35	0.60
SCRH4D28-820	82	100KHZ	914m	0.32	0.57
SCRH4D28-101	100	100KHZ	1.02	0.29	0.51
SCRH4D28-121	120	100KHZ	1.27	0.27	0.48
SCRH4D28-151	150	100KHZ	1.35	0.24	0.46
SCRH4D28-181	180	100KHZ	1.54	0.22	0.44



- (1). Inductance tolerance $\pm 30\%$ tested at 0.25V, 0ADC and 25°C
- (2). DCR measured at 25°C.
- (3). The DC current at which the inductance decreases by 35% from its initial value.
- (4). The DC current that results in a 40°C temperature rise from 25°C ambient.

[Click here for QUANTITY PER REEL & PACKING INFORMATION](#)

Custom versions available upon request.

© 2019 Signal Transformer – Specification subject to change without notice. 12.19



belfuse.com/signal

128 Atlantic Avenue, Lynbrook, NY 11563
 Toll Free 866-239-5777 • Tel 516-239-5777 • Fax 516-239-7208
Sales@signaltransformer.com • techhelp@signaltransformer.com