

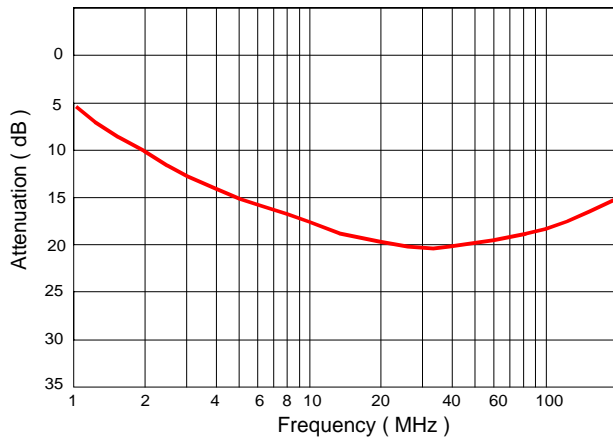
# SIGNAL LINE FILTER (1 COIL/2 LINES)

DATA LINE PROTECTION APPLICATIONS  
 FILTER COMMON AND DIFFERENTIAL MODE NOISE  
 EMI/RFI SUPPRESSION  
 FREQUENCY RANGE OF 1-100MHZ  
 DIL CONSTRUCTION FOR EASY INSTALLATION  
 HIGH CURRENT AND VOLTAGE ISOLATION

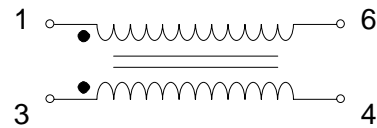
Electrical Specifications at 25°C

Part Number	Turns Ratio	OCL ( $\mu\text{H}$ min.)	$L_L$ ( $\mu\text{H}$ max.)	DCR (m $\Omega$ )	Cw/w (pF max)	HI-POT $V_{\text{RMS}}$	I MAX. mA
F-2106	1:1	25	.2	100	15	500	100

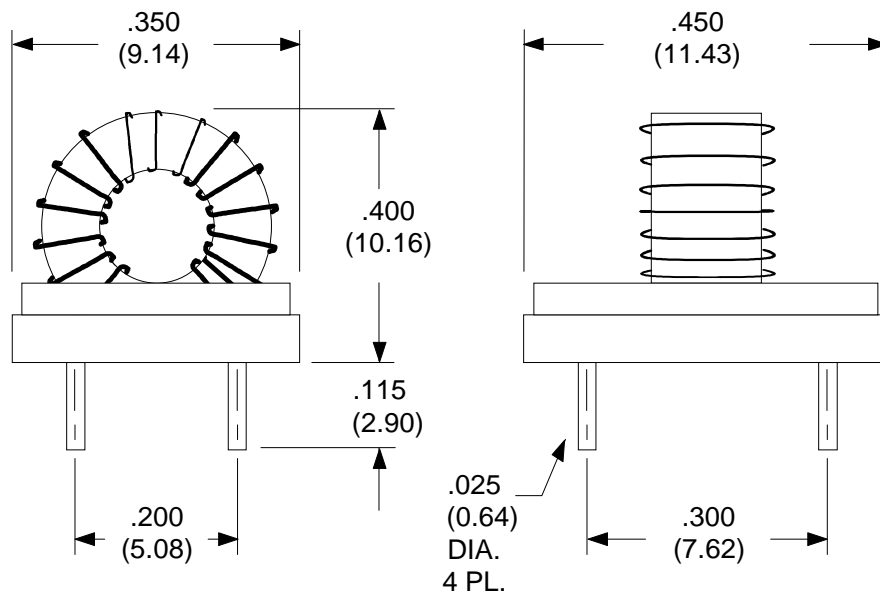
## TYPICAL ATTENUATION



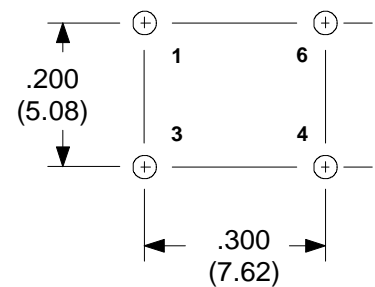
## SCHEMATIC DIAGRAM



## PHYSICAL DIMENSIONS in inches (mm)



## FOOT PRINT



Specifications subject to change without notice.

F-2106 - 9/97