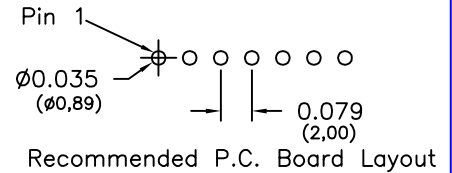
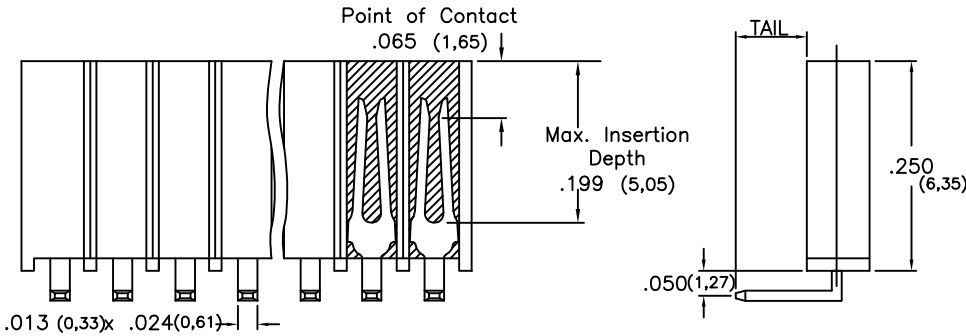
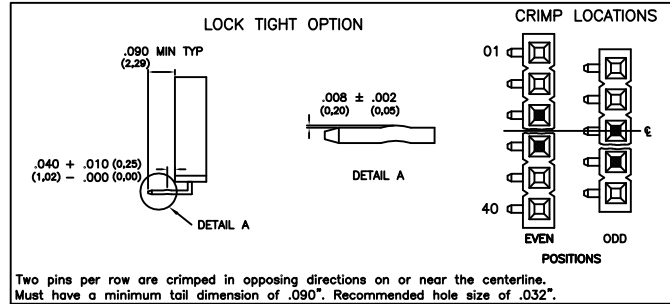
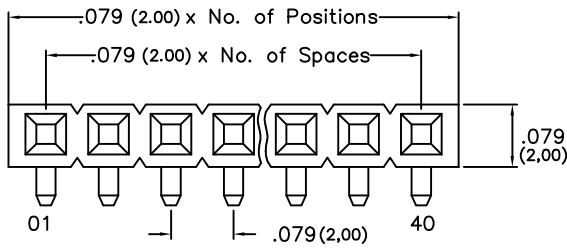


Major League Electronics .079 cl Socket Strips - Right Angle



Tails may be clipped to achieve desired pin length

Ordering Information

SSHR-2 [X] - S - [X] - [X] - [X] - [X] - LF

Pins Per Row
01 - 40
Row Specification
S = Single Row

Lead Free
Polarized Position
Leave blank if not needed
If required, specify empty pin position, e.g. 012 for Pin 12
Lock Tight "LT" Option
Leave blank if not needed
LT = With

Pin Options		
Tail		
.079	2.00mm	02
.140	3.56mm	03
.237	6.02mm	04
.387	9.83mm	06

Plating Options	
G	10µ Gold on Contact Area / Flash on Tail
T	Matte Tin All Over
GT	10µ Gold on Contact Area / Matte Tin on Tail
H	30µ Gold on Contact Area / Matte Tin on Tail
F	Gold Flash over Entire Pin

Mates with:
BSTC,
BSTCM,
BSTCR,
BSTCRSM,
BSTS,
TBSTC,
TBSTCM,
TBSTS,
TBSTCM,
TBSTS,
TSHC,
TSHCR,
TSHCRE,
TSHCRSM,
TSHR,
TSHRE,
TSHS,
TSHSCM,
TTSHC,
TTSHCR,
TTSHCRE,
TTSHR,
TTSHRE,
TTSHS,
TTSHSM

Specifications

Insertion Force - Single Contact only - H Plating:
4oz. (1,11N) avg with .079 (2,00mm) sq. pin
Withdrawal Force - Single Contact only - H Plating:
3oz. (0,83N) avg with .079 (2,00mm) sq. pin
Current Rating: 2.0 Ampere
Insulation Resistance: 1000MΩ Min.
Dielectric Withstanding: 500V AC
Contact Resistance: 10 mΩ Max.
Operating Temperature: -40°C to + 105°C
Max. Process Temperature:
Peak: 260°C up to 10 secs.
Process: 230°C up to 60 secs.
Wave: 260°C up to 6 secs.
Manual Solder: 350°C up to 5 secs.

Materials

Contact Material: Phosphor Bronze
Insulator Material: Nylon 6T
Plating: Au or Sn over 50µ" (1,27) Ni

Products cut to specific sizes are uncancellable/nonreturnable

Parts are subject to change without notice

SSHR-2-S SERIES

.079cl Single Row
Socket Strips - Right Angle

20 FEB 07

Scale
NTS

UNLESS OTHERWISE SPECIFIED
DIMENSIONS IN INCHES (MM)
TOLERANCES ARE:

ONE PLACE DECIMALS ±.100
TWO PLACE DECIMALS ±.010
THREE PLACE DECIMALS ±.005
FOUR PLACE DECIMALS ±.0020

ANGLES
±5°



4235 Earnings Way, New Albany, Indiana, 47150, USA
1-800-782-3486 (USA/Canada/Mexico)
Tel: 812-944-7244
Fax: 812-944-7268
E-mail: mle@mlelectronics.com
Web: www.mlelectronics.com

Revision
B

Sheet
1/2

Revisions

Revision B - (16th Feb 2009)

Amendment to 'body height' -
changed from .265 (6.73) to .250 (6.35)

SSHR-2-S SERIES

.079cl Single Row
Socket Strips - Right Angle

20 FEB 07

Scale
NTS

UNLESS OTHERWISE SPECIFIED
DIMENSIONS IN INCHES (MM)
TOLERANCES ARE:

ONE PLACE DECIMALS ±.100
TWO PLACE DECIMALS ±.010
THREE PLACE DECIMALS ±.005
FOUR PLACE DECIMALS ±.0020
ANGLES
±5°



4235 Earnings Way, New Albany, Indiana, 47150, USA
1-800-782-3486 (USA/Canada/Mexico)

Tel: 812-944-7244
Fax: 812-944-7268

E-mail: mle@mlelectronics.com
Web: www.mlelectronics.com

Revision
B

Sheet
2/2