

SERIES 20 OPEN LINE RELAY



ELECTRONIC APPLICATIONS COMPANY

4918 SANTA ANITA AVE.
EL MONTE, CALIF. 91734

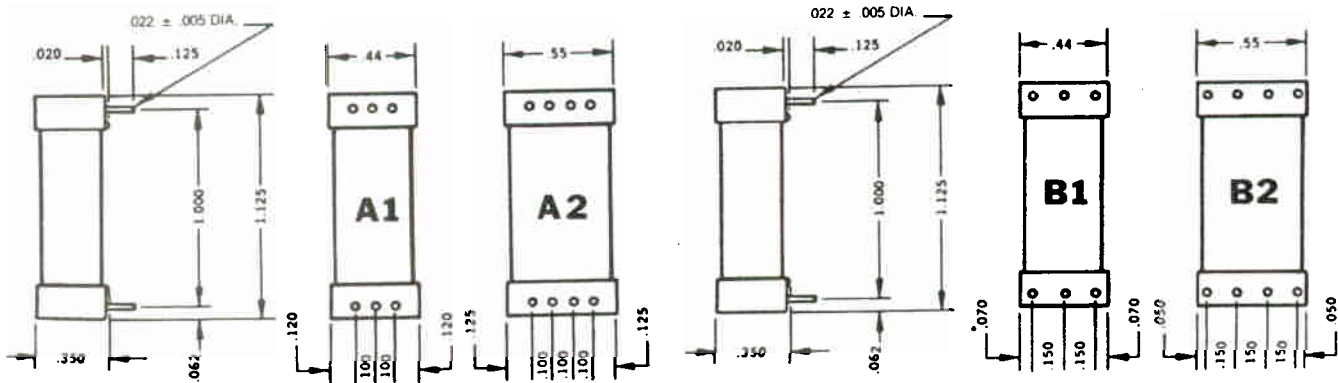
818/442-3212

Open-Line Reed Relays

TERMINAL SPACING .100" OR .150"

COIL TERMINALS AT SAME END OF RELAY

CONTACT FORM	PART NUMBER		COIL V.D.C.	COIL RES. (ohms) @ 20°C	MAX. PICK-UP V.D.C. @ 20°C	MIN. DROP-OUT V.D.C. @ 20°C	NOMINAL TIMING (Milliseconds)			PHYSICAL DWG.		E.S. OPTION	CIRCUIT DIAGRAM (Top View of Relay)
	.100" TERM. SP.	.150" TERM. SP.					ACTUATE	DE-ACTUATE	BOUNCE	.100" TERM. SP.	.150" TERM. SP.		
1A	20-1051-10	25-1051-10	5	500	3.8	0.5	0.4	0.2					
	20-1061-10	25-1061-10	6	125	4.0	0.5							
	20-1121-10	25-1121-10	12	500	8.0	1.0	0.25	0.1	0.25	A1	B1	YES	
	20-1241-10	25-1241-10	24	2000	16.0	2.0							
2A	20-2051-10	25-2051-10	5	200	3.8	0.5	0.5	0.2					
	20-2061-10	25-2061-10	6	110	4.0	0.5							
	20-2121-10	25-2121-10	12	440	8.0	1.0	0.3	0.1	0.25	A2	B2	YES	
	20-2241-10	25-2241-10	24	1750	16.0	2.0							
1C	20-1051-30	25-1051-30	5	500	3.8	0.5	0.5	0.4					
	20-1061-30	25-1061-30	6	125	4.0	0.5			N.O. 0.5	A1	B1	YES	
	20-1121-30	25-1121-30	12	500	8.0	1.0	0.25	0.25	N.C. 1.5				
	20-1241-30	25-1241-30	24	2000	16.0	2.0							
2C	20-2051-30	25-2051-30	5	200	3.8	0.5	0.6	0.4					
	20-2061-30	25-2061-30	6	80	4.0	0.5			N.O. 0.5	A2	B2	NO	
	20-2121-30	25-2121-30	12	310	8.0	1.0	0.3	0.25	N.C. 1.5				
	20-2241-30	25-2241-30	24	1250	16.0	2.0							
1A MERCURY WETTED	20-1051-60	25-1051-60	5	75	3.8	0.5							
	20-1061-60	25-1061-60	6	75	4.0	0.5							
	20-1121-60	25-1121-60	12	300	8.0	1.0	1.0	1.0	0	A1	B1	YES	
	20-1241-60	25-1241-60	24	1200	16.0	2.0							
2A MERCURY WETTED	20-2051-60	25-2051-60	5	45	3.8	0.5							
	20-2061-60	25-2061-60	6	45	4.0	0.5							
	20-2121-60	25-2121-60	12	175	8.0	1.0	1.5	1.0	0	A2	B2	YES	
	20-2241-60	25-2241-60	24	700	16.0	2.0							



ELECTRONIC APPLICATIONS COMPANY
4918 SANTA ANITA AVE., EL MONTE, CALIF. 91734

PHONE
(818)442-3212

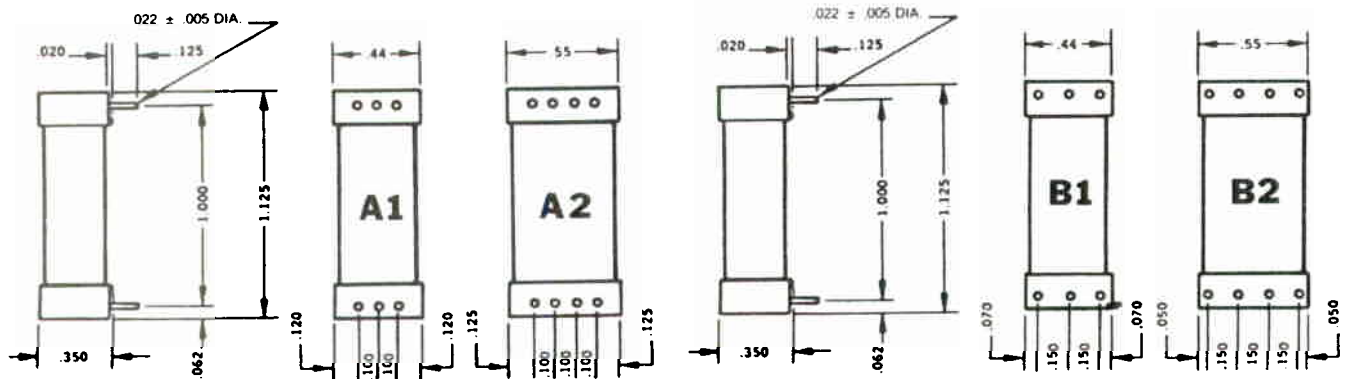
TWX
(910)587-3351

FAX
(818)442-6873

Open-Line Reed Relays

TERMINAL SPACING .100" OR .150"
COIL TERMINALS AT OPPOSITE ENDS OF RELAY

CONTACT FORM	PART NUMBER		COIL V.D.C.	COIL RES. (ohms) @ 20°C	MAX. PICK-UP V.D.C. @ 20°C	MIN. DROP-OUT V.D.C. @ 20°C	NOMINAL TIMING (Milliseconds)			PHYSICAL DWG.		E.S. OPTION	CIRCUIT DIAGRAM (Top View of Relay)
	.100" TERM. SP.	.150" TERM. SP.					ACTUATE	DE-ACTUATE	BOUNCE	.100" TERM. SP.	.150" TERM. SP.		
1A	20-1051-10.2	25-1051-10.2	5	500	3.8	0.5	0.4	0.2					
									0.25	A1	B1	YES	
2A	20-1241-10.2	25-1241-10.2	24	2000	16.0	2.0							
	20-2051-10.2	25-2051-10.2	5	200	3.8	0.5	0.5	0.2				YES	
1C	20-1051-30.2	25-1051-30.2	5	500	3.8	0.5	0.5	0.4					
									N.O. 0.5	A1	B1	YES	
2C	20-1241-30.2	25-1241-30.2	24	2000	16.0	2.0							
	20-2051-30.2	25-2051-30.2	5	200	3.8	0.5	0.6	0.4				NO	
1A MERCURY WETTED	20-1051-60.2	25-1051-60.2	5	75	3.8	0.5							
									0	A1	B1	YES	
2A MERCURY WETTED	20-1241-60.2	25-1241-60.2	24	1200	16.0	2.0							
	20-2051-60.2	25-2051-60.2	5	45	3.8	0.5						YES	
	20-2141-60.2	25-2241-60.2	24	700	16.0	2.0							



ELECTRONIC APPLICATIONS COMPANY
4918 SANTA ANITA AVE., EL MONTE, CALIF. 91734

PHONE
(818)442-3212

TWX
(910)587-3351

FAX
(818)442-6873



ELECTRONIC APPLICATIONS COMPANY
 4918 SANTA ANITA AVE., EL MONTE, CALIF. 91734

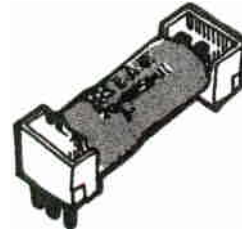
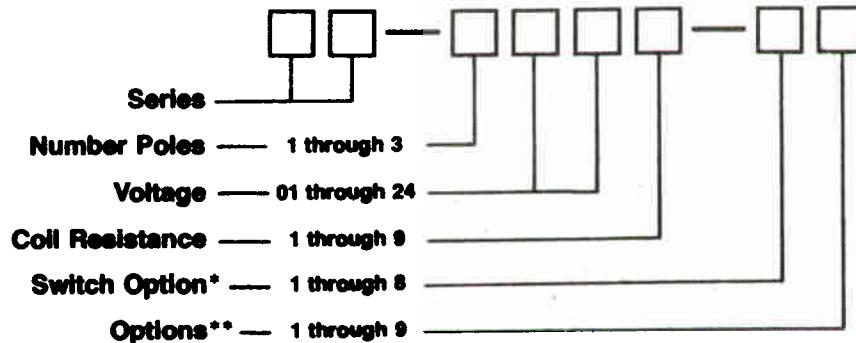
PHONE
 (818)442-3212

TWX
 (910)587-3351

FAX
 (818)442-6873

How To Order.

PART NUMBER DEVELOPMENT:



EXAMPLE: 20-1051-11
 1 Form A,
 5 Volt,
 500 Ohms Coil Resistance,
 Magnetic Shield:

*Switch Options:	Standard Form A	1
	Standard Form B	2
	Standard Form C	3
	High Current Form A	4
	High Voltage Form A	5
	Mercury Wetted Form A	6
	Mercury Wetted Form C	7
	High Power	8

**Options:	No Options	0
	Magnetic Shield	1
	Electro-Static Shield (ES)	2
	High Temperature	3
	Magnetic Shield and High Temperature	4
	ES Shield and High Temperature	5
	Magnetic Shield and ES Shield	6
	Magnetic Shield and ES and High Temperature	7
	Diode Suppression	8
	Magnetic Shield and Diode Suppression	9

CONTACT RATINGS (@ 20°C)

STANDARD SWITCHES

	FORM A	FORM C	MERC WET
Voltage (Max. Switching)	250 VDC	200 VDC	1000 VDC
Current (Max. Switching)	1 amp	.5 amp	1 amp
Power (Max. Switching)	20 Watts	10 Watts	100 Watts
Current (Max. Carry)	1 amp	1 amp	2 amps
Capacitance (Typical)	.2 PF	.2 PF	.3 PF
Contact Resistance (Typical)	.100 ohms	.100 ohms	.050 ohms
Operate Time (Typical)	.5 MS	.5 MS	1.0 MS
Release Time (Typical)	.25 MS	.25 MS	1.0 MS
Temperature	-55 to +85°C	-55 to +85°C	-30 to +85°C
Shock	200 G at 11 MS duration	200 G at 11 MS duration	10 G at 11 MS duration
Vibration	50 G at 0-2000 Hz	50 G at 0-2000 Hz	10 G at 0-2000 Hz
Insulation Resistance	10 to the 10th ohms min at RT	10 to the 10th ohms min at RT	10 to the 10th ohms min at RT

Series 20 Relays are constructed using a bobbin of special design meeting UL94V-0. High quality rhodium contact switches are used in all standard open line relays. Relay lead wires are tinned for solderability.

TWX
 (910)587-3351

FAX
 (818)442-6873

FREE CATALOGS ARE AVAILABLE BY REQUEST.
TELEPHONE OR WRITE TO US OF YOUR NEEDS.

PHONE
 (818) 442-3212