

K22 THRU K210 SCHOTTKY RECTIFIERS



VOLTAGE

20 THRU 100 Volts

CURRENT

2.0 Ampers

SOD-123FL

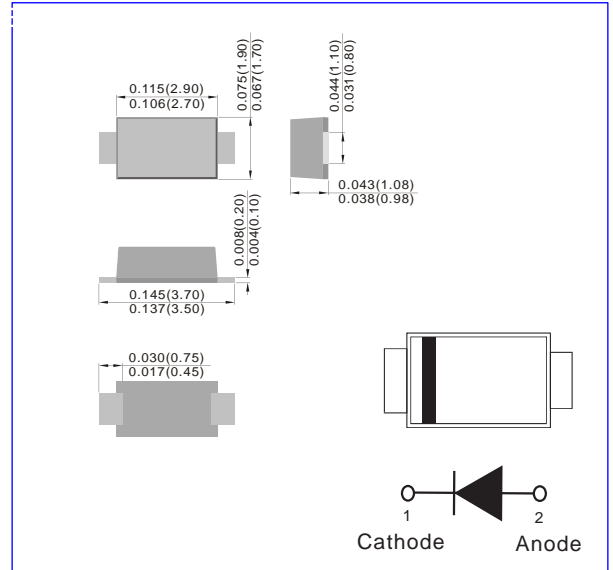
Unit:(mm)

FEATURES

- ◆ The plastic package carries Underwriters Laboratory Flammability Classification 94V-0
- ◆ Metal silicon junction,majority carrier conduction
- ◆ Low power loss,high efficiency
- ◆ High forward surge current capability
- ◆ High temperature soldering guaranteed:
260°C/10 seconds,0.375"(9.5mm) lead length,
5 lbs. (2.3kg) tension

MECHANICAL DATA

Case: JEDEC SOD-123FL molded plastic body
Terminals: Solderable per MIL-STD-750,
Method 2026
Polarity: Color band denotes cathode end
Mounting Position: Any
Weight:0.0007 ounce, 0.02 grams



MAXIMUM RATINGS AND ELECTRICAL CHARACTERISTICS (TA=25°C(UNLESS OTHERWISE NOTED))

Single phase half-wave 60Hz,resistive or inductive load,for capacitive load current derate by 20%.

	SYMBOLS	K22	K23	K24	K25	K26	K27	K28	K29	K210	UNITS	
Maximum repetitive peak reverse voltage	V_{RRM}	20	30	40	50	60	70	80	90	100	VOLTS	
Maximum RMS voltage	V_{RMS}	14	21	28	35	42	49	56	63	70	VOLTS	
Maximum DC blocking voltage	V_{DC}	20	30	40	50	60	70	80	90	100	VOLTS	
Maximum average forward rectified current	$I_{(AV)}$	2.0									Amp	
Peak forward surge current 8.3ms single half sine-wave superimposed on rated load (JEDEC Method)	I_{FSM}	40.0									Amps	
Maximum instantaneous forward voltage at 2.0A	V_F	0.45			0.65			0.85			Volts	
Maximum DC reverse current at rated DC blocking voltage	I_R	10.0			0.5			5.0			mA	
Typical junction capacitance (NOTE 1)	C_J	220			80							pF
Operating junction temperature range	T_J	-65 to +125					-65 to +150					°C
Storage temperature range	T_{STG}	-65 to +150										°C

Note:1.Measured at 1MHz and applied reverse voltage of 4.0V D.C.

**K22 THRU K210
SCHOTTKY RECTIFIERS**



**RATING AND CHARACTERISTIC CURVES
(TA=25°C (UNLESS OTHERWISE NOTED))**

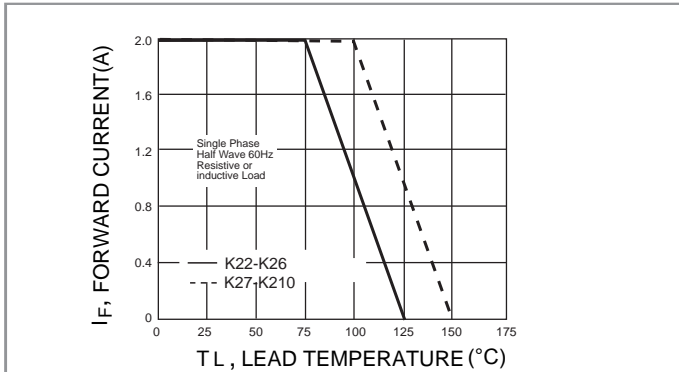


Fig.1-FORWARD CURRENT DERATING CURVE

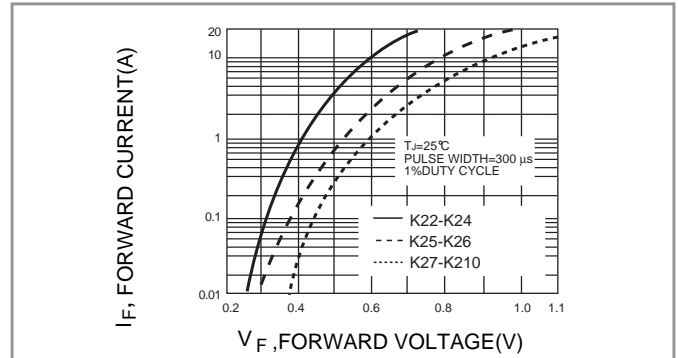


Fig.2-TYPEICAL FORWARD CHARACTERISTICS

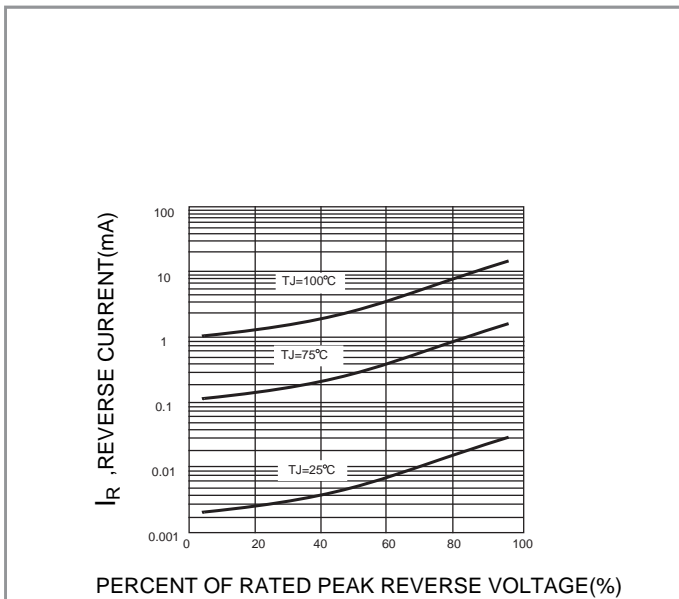


Fig.3-TYPICAL REVERSE CHARACTERISTICS

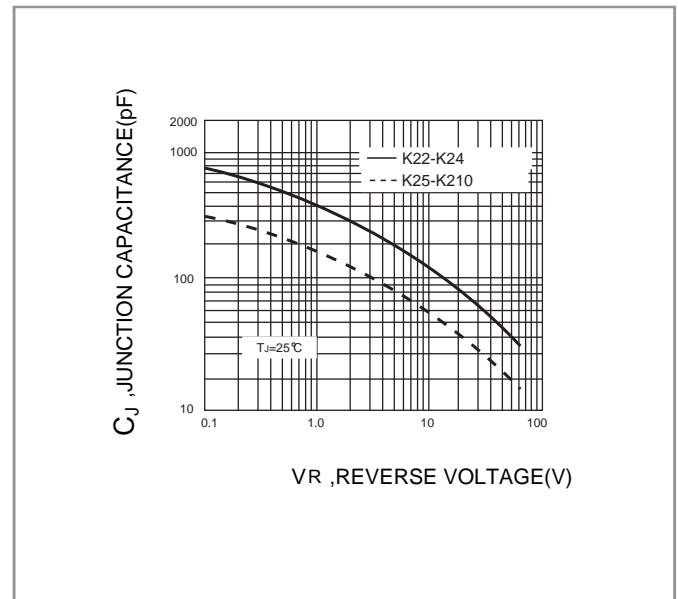


Fig.4-TYPICAL JUNCTION CAPACITANCE

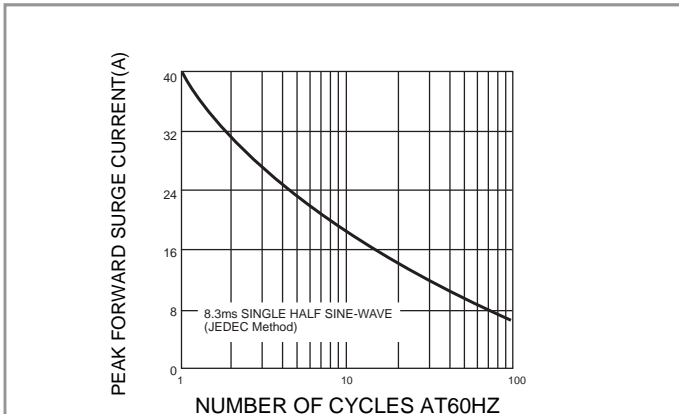


Fig.5-MAX. NON-REPETITIVE SURGE CURRENT

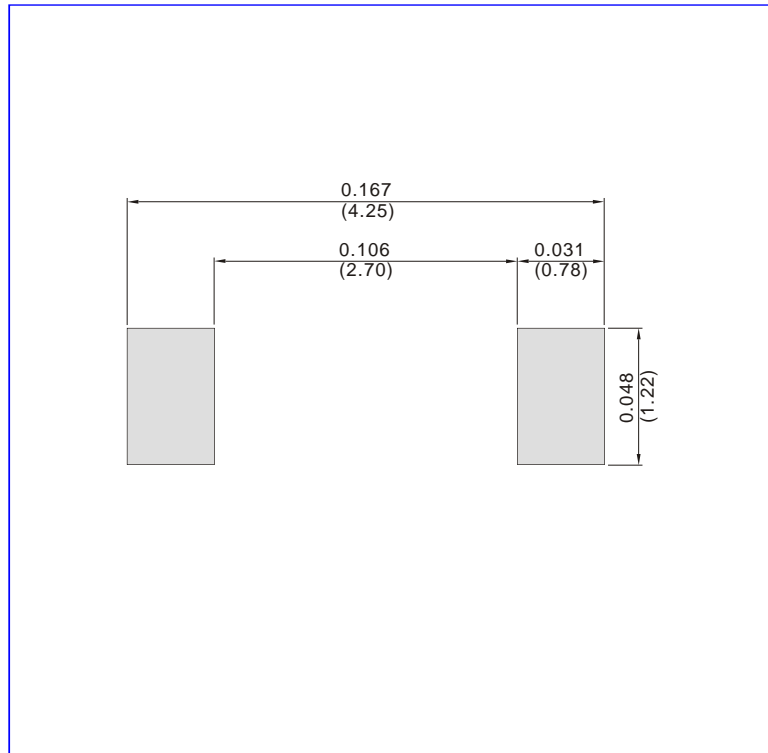
K22 THRU K210
SCHOTTKY RECTIFIERS



MOUNTING PAD LAYOUT

SOD-123FL

Unit : inch(mm)



ORDER INFORMATION

- Packing information
T/R - 3K per 7" plastic Reel