



## Reader with protective housing

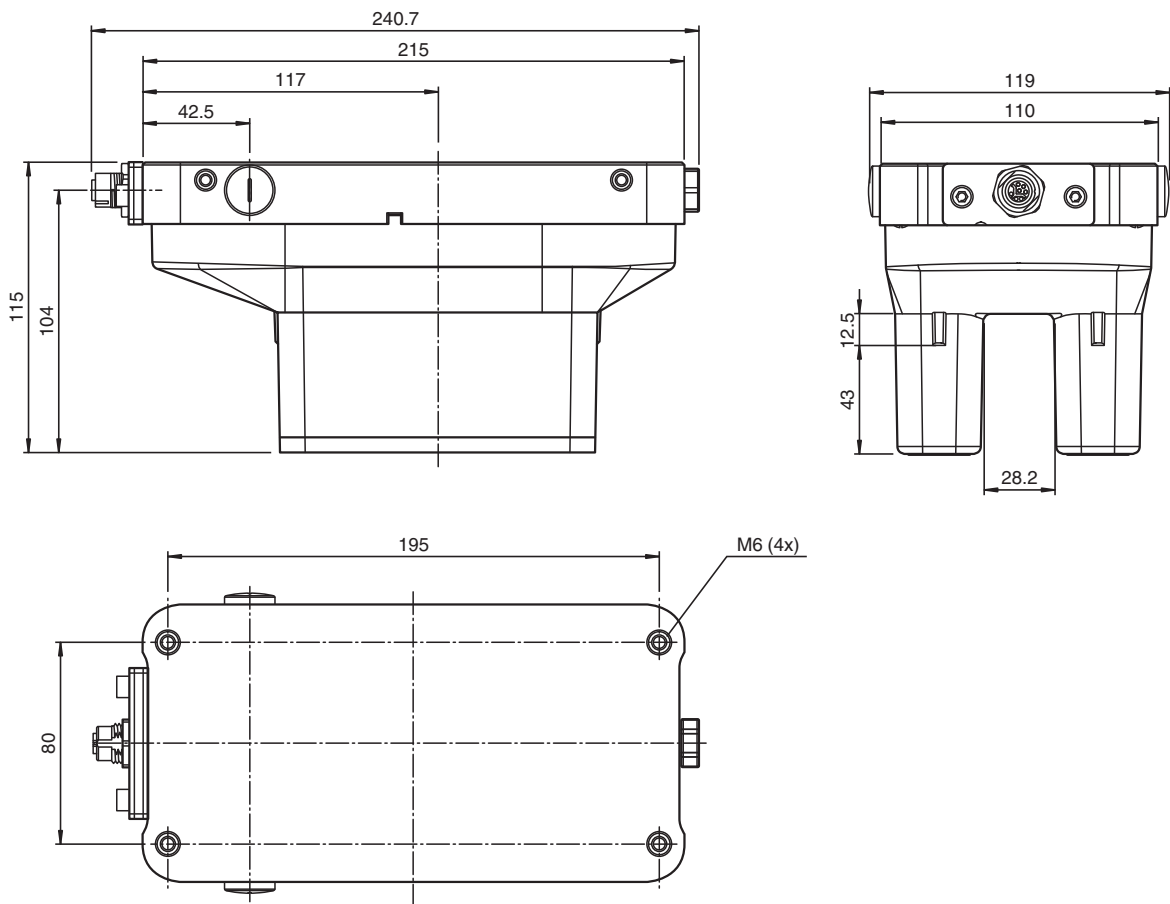
### WCS3B-LS510H-OM

- EtherNet/IP
- Non-contact, absolute position encoder
- Automatic detection of dirt accumulation
- Output of position and speed
- For outdoor use
- Extended temperature range

Reader with protective enclosure, EtherNet/IP interface



## Dimensions



## Technical Data

### General specifications

Passage speed	v	≤ 12.5 m/s
Measuring range		max. 314.5 m

Release date: 2021-01-27 Date of issue: 2021-01-27 Filename: 312680\_eng.pdf

Refer to "General Notes Relating to Pepperl+Fuchs Product Information".

Pepperl+Fuchs Group  
www.pepperl-fuchs.com

USA: +1 330 486 0001  
fa-info@us.pepperl-fuchs.com

Germany: +49 621 776 1111  
fa-info@de.pepperl-fuchs.com

Singapore: +65 6779 9091  
fa-info@sg.pepperl-fuchs.com

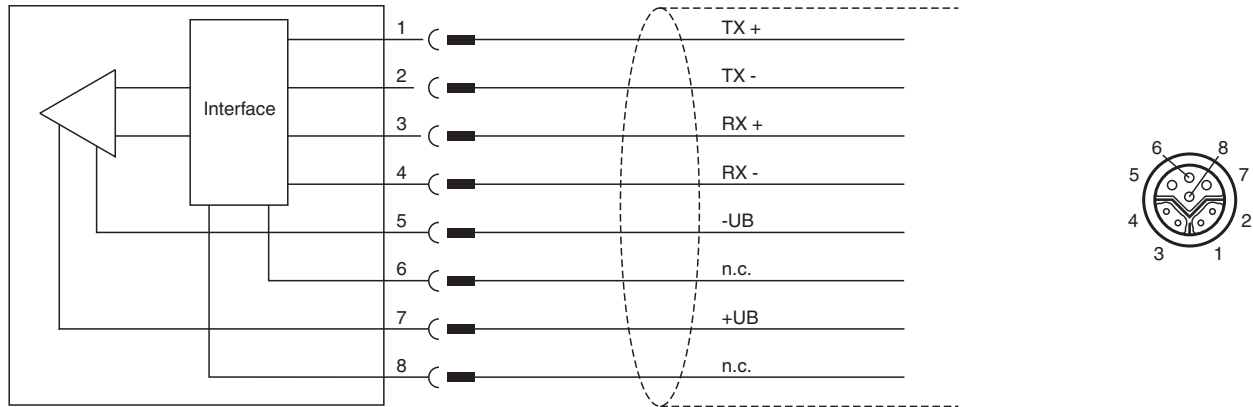
**PF** PEPPERL+FUCHS

## Technical Data












Free tolerances to code rail	horizontal: 28 mm ( ± 14 mm ) vertical: 25.5 mm ( +11.5 mm/-14 mm )	
Resolution	± 0.4 mm (1,250 positions/m)	
<b>Functional safety related parameters</b>		
MTTF <sub>d</sub>	57 a	
Mission Time (T <sub>M</sub> )	10 a	
Diagnostic Coverage (DC)	0 %	
<b>Indicators/operating means</b>		
LED green	ETHERNET link To: ETHERNET connection OK	
LED yellow	ETHERNET Bus Activity Flashing: data transfer	
LED red	ETHERNET communication To: communication error	
LED red/green	Status indication Green: code rail detected, normal function Red: system error Flashing red: no code rail detected	
<b>Electrical specifications</b>		
Operating voltage	U <sub>B</sub>	10 ... 30 V DC
Power consumption	P <sub>0</sub>	15 W
<b>Interface</b>		
Interface type	100 BASE-TX	
Data output code	binary code	
Protocol	EtherNet/IP	
Transfer rate	100 MBit/s	
<b>Standard conformity</b>		
Emitted interference	EN 61000-6-4:2007+A1:2011	
Noise immunity	EN 61000-6-2:2005	
Shock resistance	EN 60068-2-27:2009	
Vibration resistance	EN 60068-2-6:2008	
<b>Approvals and certificates</b>		
CSA approval	cCSAus Certified, General Purpose Class 2 power source	
CCC approval	CCC approval / marking not required for products rated ≤36 V	
<b>Ambient conditions</b>		
Operating temperature	-40 ... 60 °C (-40 ... 140 °F)	
Storage temperature	-40 ... 85 °C (-40 ... 185 °F)	
<b>Mechanical specifications</b>		
Connection type	8-pin, M12 x 1 connector socket, Y-coded	
Degree of protection	IP67 / IP69	
Material		
Housing	PET , PC (Polycarbonate)	
Mass	1000 g	
Note	The reader must not be operated without the protective housing!	

Release date: 2021-01-27 Date of issue: 2021-01-27 Filename: 312680\_eng.pdf

**Connection**



**Accessories**

	<b>V19SY-G-BK2M-PUR-ABG</b>	Male single-ended cordset, M12, 8-pin, Y encryption, PUR cable, shielded
	<b>V19SY-G-BK5M-PUR-ABG</b>	Male single-ended cordset, M12, 8-pin, Y encryption, PUR cable, shielded
	<b>V19SY-G-BK10M-PUR-ABG</b>	Male single-ended cordset, M12, 8-pin, Y encryption, PUR cable, shielded
	<b>V45-G</b>	Field-attachable male connector
	<b>WCS3B-OPC</b>	Outdoor protective cover for WCS3B reader
	<b>V45-GP</b>	Field-attachable "Push-Pull" connector
	<b>V15S-W-ABG-PG9</b>	Cable connector, M12, 5-pin, shielded, non pre-wired
	<b>V15S-G-ABG-PG9</b>	Cable connector, M12, 5-pin, shielded, non pre-wired
	<b>WCS3B-OBP</b>	Stopping plugs For WCS3B-OP* housing
	<b>V1SD-G-5M-PUR-ABG-V45-G</b>	Connection cable, M12 to RJ-45, PUR cable 4-pin, CAT5e
	<b>V19SY-Y-V1D/V1S</b>	Y-Splitter, M12 plug Y-coded to M12 plug A-coded/socket D-coded

Release date: 2021-01-27 Date of issue: 2021-01-27 Filename: 312680\_eng.pdf