

Hyper 3 mm (T1) LED, Diffused Hyper-Bright LED

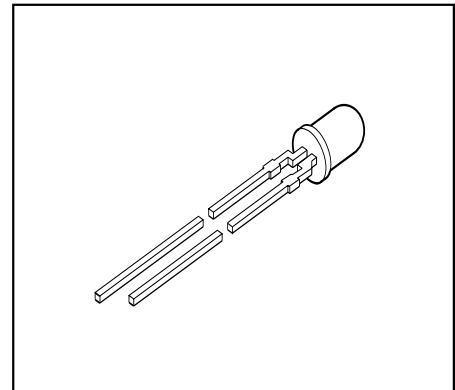
LS 3366, LA 3366, LO 3366
LY 3366

Besondere Merkmale

- eingefärbtes, diffuses Gehäuse
- zur Einkopplung in Lichtleiter
- als optischer Indikator einsetzbar
- Lötspieße mit Aufsetzebene
- gegurtet lieferbar
- Störimpulsfest nach DIN 40839

Features

- colored, diffused package
- optical coupling into light pipes
- for use as optical indicator
- solder leads with stand-off
- available taped on reel
- load dump resistant acc. to DIN 40839



Typ Type	Emissionsfarbe Color of Emission	Gehäusefarbe Color of Package	Lichtstärke Luminous Intensity $I_F = 20 \text{ mA}$ I_V (mcd)	Bestellnummer Ordering Code
LS 3366-NR	super-red	red diffused	25 ... 200	Q62703-Q3457
LS 3366-P			40 ... 80	Q62703-Q3458
LS 3366-Q			63 ... 125	Q62703-Q3459
LS 3366-R			100 ... 200	Q62703-Q3460
LS 3366-PS			40 ... 320	Q62703-Q3461
LA 3366-PS	amber	orange diffused	40 ... 320	Q62703-Q3881
LA 3366-Q			63 ... 125	Q62703-Q3882
LA 3366-R			100 ... 200	Q62703-Q3883
LA 3366-S			160 ... 320	Q62703-Q3884
LA 3366-QT			63 ... 500	Q62703-Q3885
LO 3366-PS	orange	orange diffused	40 ... 320	Q62703-Q3127
LO 3366-Q			63 ... 125	Q62703-Q3172
LO 3366-R			100 ... 200	Q62703-Q3173
LO 3366-S			160 ... 320	Q62703-Q3174
LO 3366-QT			63 ... 500	Q62703-Q3175
LY 3366-PS	yellow	yellow diffused	40 ... 320	Q62703-Q3462
LY 3366-Q			63 ... 125	Q62703-Q3464
LY 3366-R			100 ... 200	Q62703-Q3465
LY 3366-S			160 ... 320	Q62703-Q3463
LY 3366-QT			63 ... 500	Q62703-Q3466

Streuung der Lichtstärke in einer Verpackungseinheit $I_{V \max} / I_{V \min} \leq 2.0$.

Luminous intensity ratio in one packaging unit $I_{V \max} / I_{V \min} \leq 2.0$.

Grenzwerte Maximum Ratings

Bezeichnung Parameter	Symbol Symbol	Werte Values		Einheit Unit
		LS, LO, LA	LY	
Betriebstemperatur Operating temperature range	T_{op}	- 55... + 100		°C
Lagertemperatur Storage temperature range	T_{stg}	- 55... + 100		°C
Sperrschichttemperatur Junction temperature	T_j	+ 100		°C
Durchlaßstrom Forward current	I_F	30	20	mA
Stoßstrom Surge current $t \leq 10 \mu s, D = 0.005$	I_{FM}	1	0.2	A
Sperrspannung ¹⁾ Reverse voltage ¹⁾	V_R	3		V
Verlustleistung Power dissipation $T_A \leq 25 \text{ °C}$	P_{tot}	80	55	mW
Wärmewiderstand Thermal resistance Sperrschicht / Umgebung Junction / air	$R_{th JA}$	500		K/W

1) Belastung in Sperrichtung sollte vermieden werden.

1) Reverse biasing should be avoided.

Kennwerte ($T_A = 25\text{ °C}$)

Characteristics

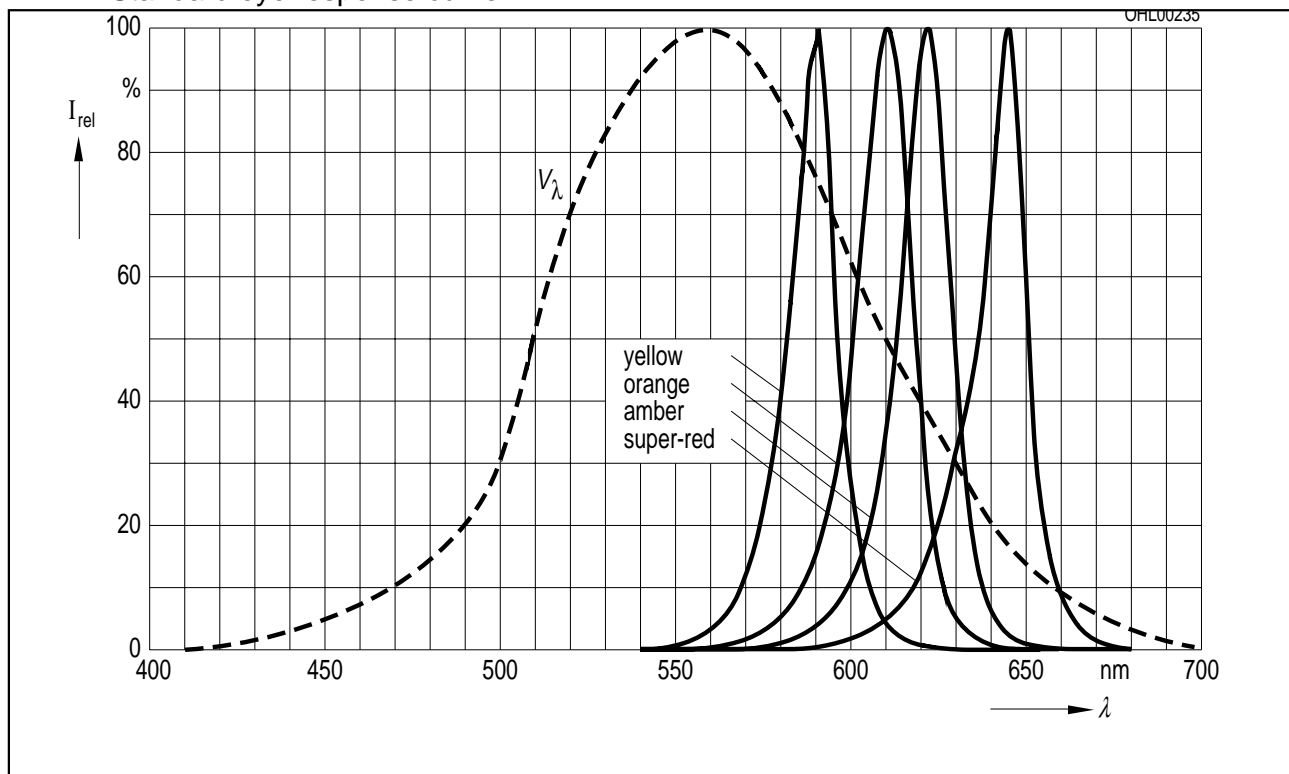
Bezeichnung Parameter	Symbol Symbol	Werte Values				Einheit Unit
		LS	LA	LO	LY	
Wellenlänge des emittierten Lichtes Wavelength at peak emission $I_F = 20\text{ mA}$	(typ.) λ_{peak} (typ.)	645	622	610	591	nm
Dominantwellenlänge Dominant wavelength $I_F = 20\text{ mA}$	(typ.) λ_{dom} (typ.)	632	615	605	587	nm
Spektrale Bandbreite bei 50% $I_{\text{rel max}}$ Spectral bandwidth at 50% $I_{\text{rel max}}$ $I_F = 20\text{ mA}$	(typ.) $\Delta\lambda$ (typ.)	16	16	16	15	nm
Abstrahlwinkel bei 50% I_v (Vollwinkel) Viewing angle at 50% I_v	2ϕ	70	70	70	70	Grad deg.
Durchlaßspannung Forward voltage $I_F = 20\text{ mA}$	(typ.) V_F (max.) V_F	2.0 2.6	2.0 2.6	2.0 2.6	2.0 2.6	V V
Sperrstrom Reverse current $V_R = 3\text{ V}$	(typ.) I_R (max.) I_R	0.01 10	0.01 10	0.01 10	0.01 10	μA μA
Temperaturkoeffizient von λ_{dom} ($I_F = 20\text{ mA}$) Temperature coefficient of λ_{dom} ($I_F = 20\text{ mA}$)	TC_λ	0.014	0.062	0.067	0.096	nm/K
Temperaturkoeffizient von λ_{peak} , $I_F = 20\text{ mA}$ Temperature coefficient of λ_{peak} , $I_F = 20\text{ mA}$	(typ.) TC_λ (typ.)	0.14	0.13	0.13	0.13	nm/K
Temperaturkoeffizient von V_F , $I_F = 20\text{ mA}$ Temperature coefficient of V_F , $I_F = 20\text{ mA}$	(typ.) TC_V (typ.)	-1.95	-1.78	-1.67	-2.51	mV/K

Relative spektrale Emission $I_{rel} = f(\lambda)$, $T_A = 25\text{ °C}$, $I_F = 20\text{ mA}$

Relative spectral emission

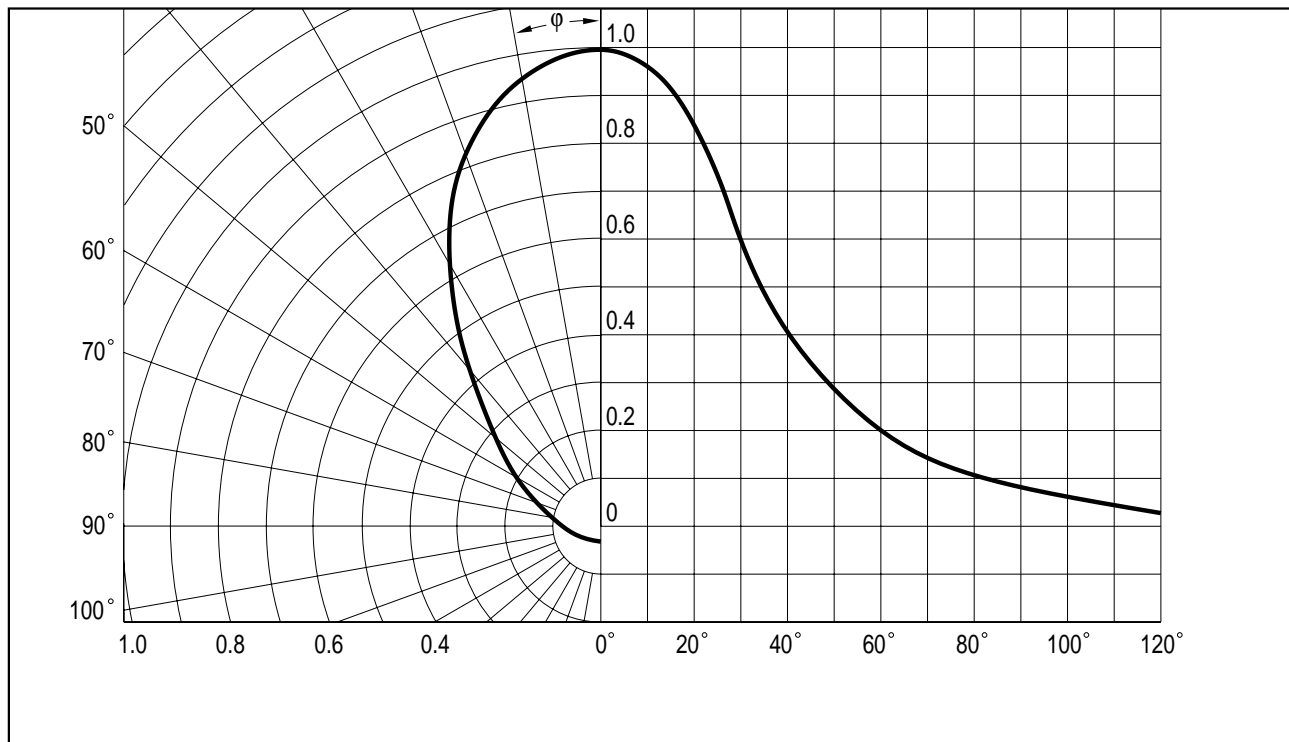
$V(\lambda)$ = spektrale Augenempfindlichkeit

Standard eye response curve



Abstrahlcharakteristik $I_{rel} = f(\varphi)$

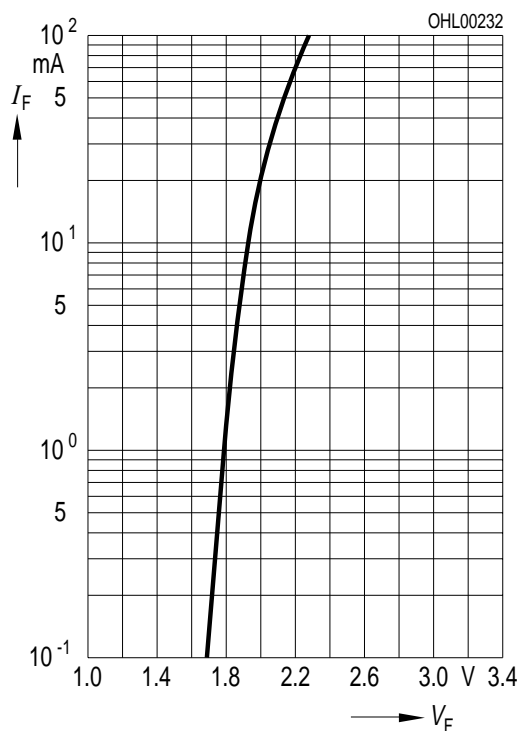
Radiation characteristic



Durchlaßstrom $I_F = f(V_F)$

Forward current

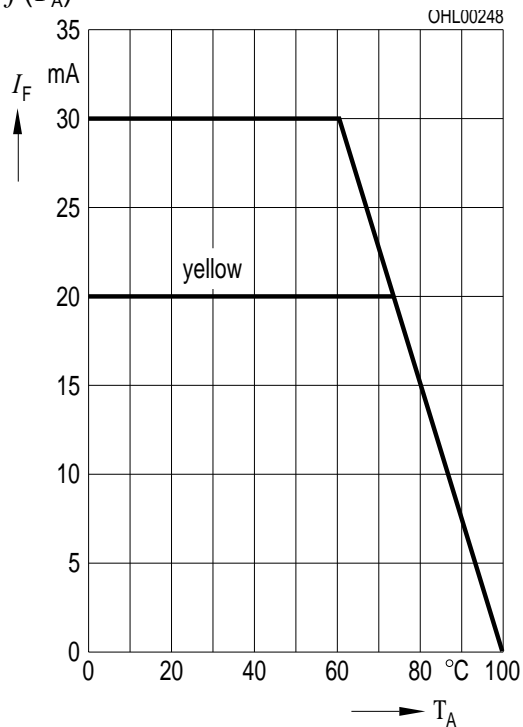
$T_A = 25^\circ\text{C}$



Maximal zulässiger Durchlaßstrom

Max. permissible forward current

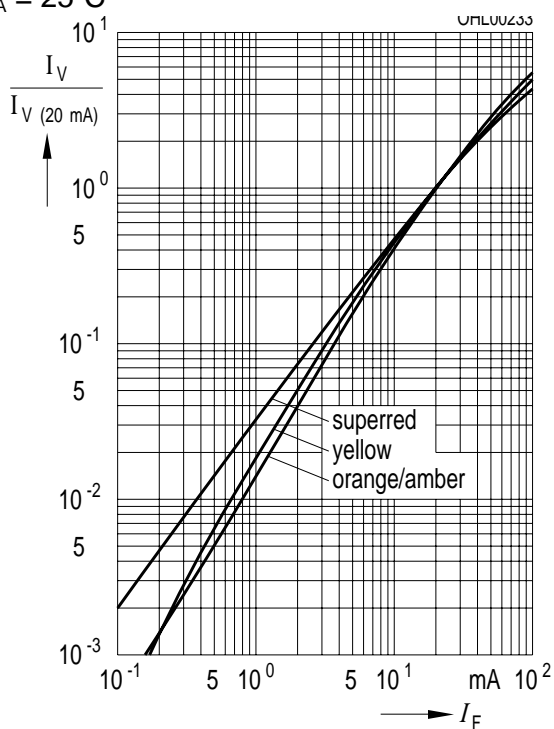
$I_F = f(T_A)$



Relative Lichtstärke $I_V / I_{V(20\text{ mA})} = f(I_F)$

Relative luminous intensity

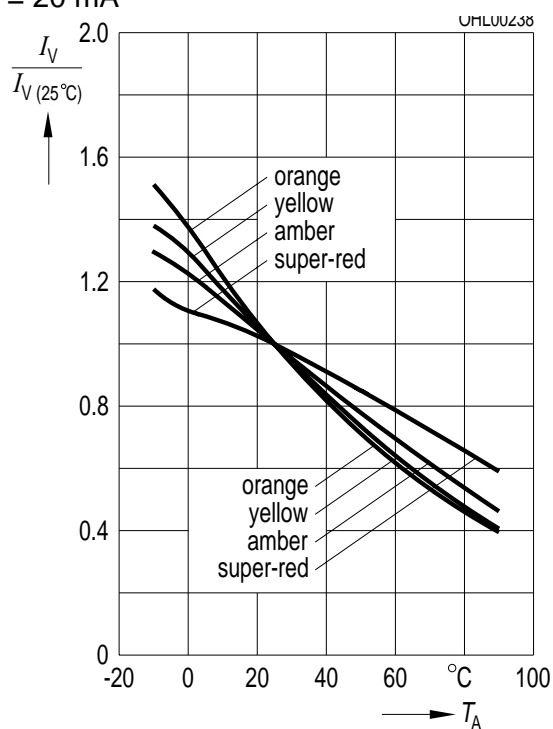
$T_A = 25^\circ\text{C}$



Relative Lichtstärke $I_V / I_{V(25^\circ\text{C})} = f(T_A)$

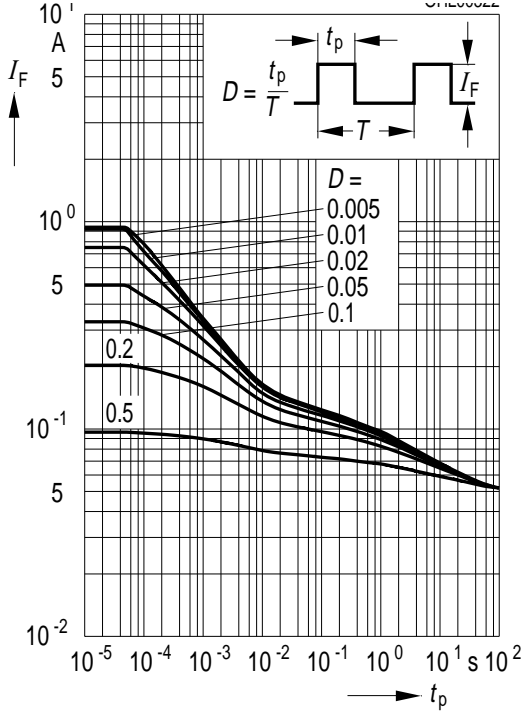
Relative luminous intensity

$I_F = 20\text{ mA}$



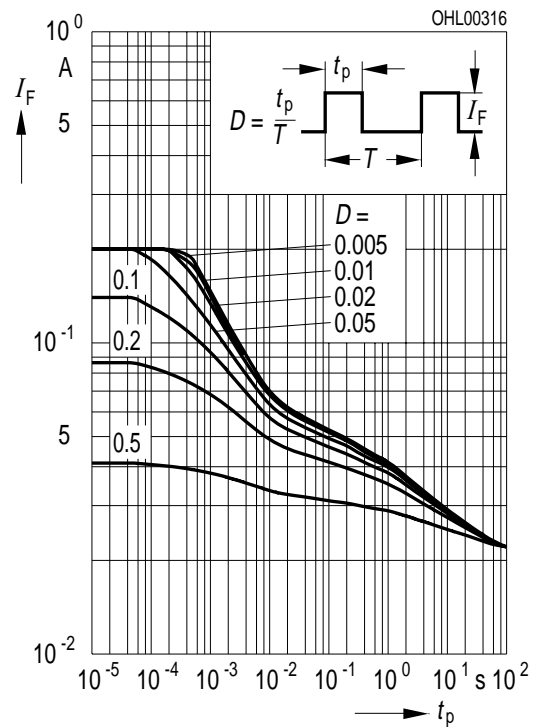
Zulässige Impulsbelastbarkeit $I_F = f(t_p)$
Permissible pulse handling capability
LS, LA, LO

Duty cycle $D =$ parameter, $T_A = 25\text{ °C}$

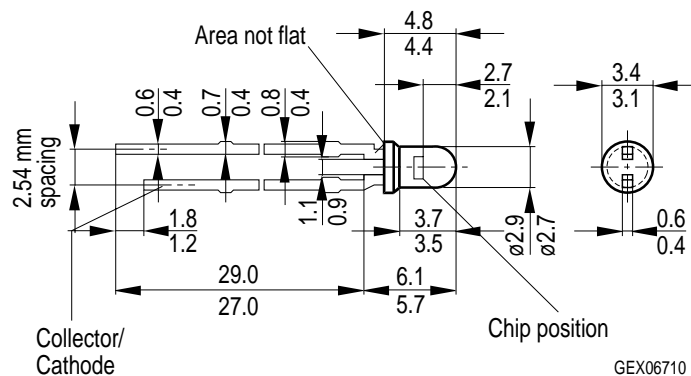


Zulässige Impulsbelastbarkeit $I_F = f(t_p)$
Permissible pulse handling capability
LY

Duty cycle $D =$ parameter, $T_A = 25\text{ °C}$



Maßzeichnung (Maße in mm, wenn nicht anders angegeben)
Package Outlines (Dimensions in mm, unless otherwise specified)



Kathodenkennzeichnung: Kürzerer Lötspieß
Cathode mark: Short solder lead