



1400 PROVIDENCE HIGHWAY • BUILDING 2 SUITE 2400  
 NORWOOD, MASSACHUSETTS 02062-5015 USA  
[www.intronicspower.com](http://www.intronicspower.com)


# AC350 SERIES

## 350 WATT SINGLE OUTPUT U FRAME AC-DC POWER SUPPLY WITH PFC



### FEATURE

- \* Universal Input 90-264Vac
- \* Active PFC Meets EN61000-3-2
- \* EMI Meets CISPR/FCC Class B
- \* High Efficiency at 90%
- \* Remote Voltage Sense



MODEL	VOLTAGE OUTPUT	OUTPUT CURRENT(A)		RIPPLE & NOISE 1	VOLTAGE ACCURACY 2	LINE REG.3	VOLTAGE ADJ.RANGE	LOAD REG.4	EFFICIENCY (TYPICAL)
		RATED	MIN.						
AC350S-120	+12V	29.2	0	100mVp-p	±2%	±0.5%	10.8~13.2	±1%	88%
AC350S-150	+15V	23.4	0	100mVp-p	±2%	±0.5%	13.5~16.5	±1%	88%
AC350S-240	+24V	14.6	0	150mVp-p	±2%	±0.5%	21.6~26.4	±1%	90%
AC350S-360	+36V	9.7	0	150mVp-p	±2%	±0.5%	32.4~39.6	±1%	90%
AC350S-480	+48V	7.3	0	150mVp-p	±2%	±0.5%	43.2~52.8	±1%	91%

# SPECIFICATIONS

Typical at 25°C, nominal line and 75% load, unless otherwise Specified

## INPUT SPECIFICATIONS:

AC Input Voltage ..... 90~264Vac  
 Frequency ..... 47 to 63Hz  
 Inrush Current ..... 85A max.  
 EMI ..... CISPR/FCC Class B  
 Isolation ..... Input to output =3000VDC  
 Leakage Current..... 2mA max

## OUTPUT SPECIFICATIONS:

Total Rated Output Power.....350W  
 (with 20CFM air flow or optional fan)  
 Remote Voltage Sense.....Compensates for wire Voltage  
 Hold-up Time ..... 16mS typ.  
 Over Voltage Protection.....Recycle AC input to restart  
 Over Temperature Protection.....Auto Recovery  
 Short Circuit Protection.....Auto Recovery

## ENVIRONMENTAL CHARACTERISTICS:

Operating Temperature .....-10~65°C  
 45~65°C with 2%/°C Derating  
 PSU will be in thermal protection for exceeding the rated power output  
 or the operating temperature  
 Storage Temperature ..... -40~85°C

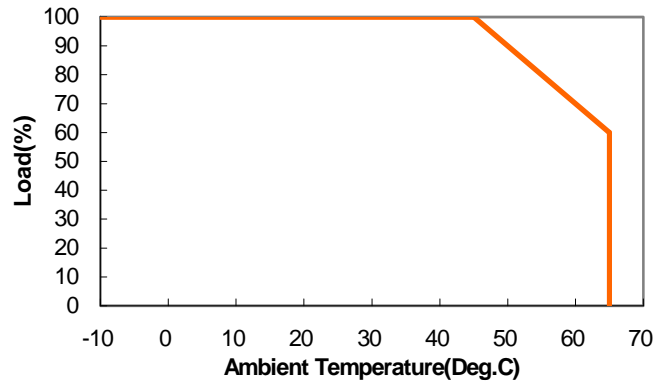
## MECHANICAL CHARACTERISTICS:

Dimensions..... 235.2x101.5x38mm

### NOTE:

- 1: Add a 0.1uF ceramic capacitor and a 47uF E.L. capacitor to output for Ripple & Noise measuring @20MHz BW.
- 2: Voltage accuracy is set at 60% rated load and 25°C.Ta.
- 3: Line regulation is measured from High Line to Low Line with rated load.
- 5: Load regulation is measured at 60%±40% rated load.
- 6: Dimensions tolerance : +/- 1mm.
- 7: CN1(AC Input) : Molex 5273-05A or equivalent  
 CN2(DC Output) : Molex 5273-09A or equivalent  
 CN3(DC Output) : Molex 5273-09A or equivalent

## AC350S Series Derating Curve



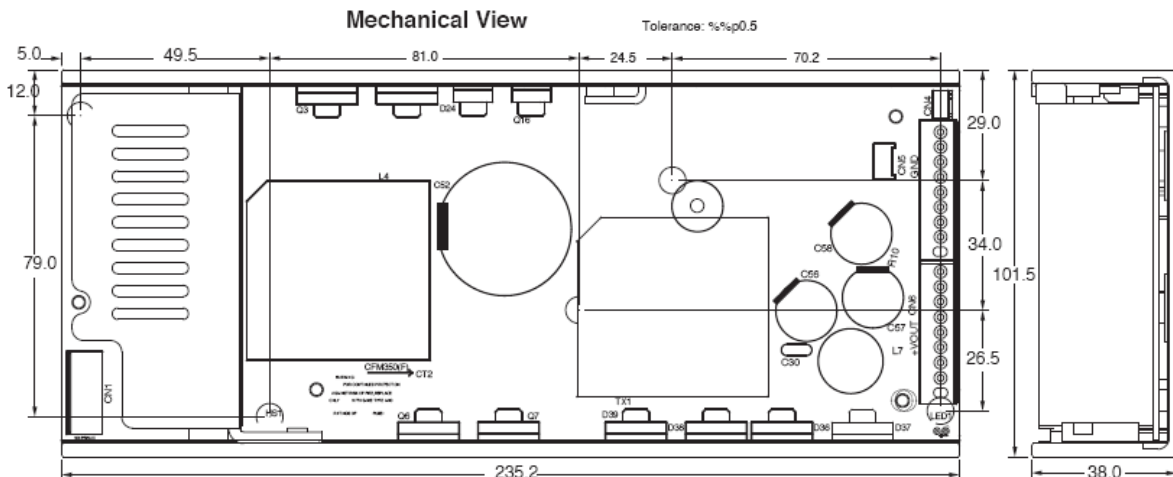
PIN CONNECTION		
CN1 (AC Input)		
Pin	Name	NOTE
1	FG	GROUND
2,4	N/A	
3	N	
5	L	

CN2 (AC Input)		
Pin	Name	NOTE
1~9	+48	

CN3 (AC Input)		
Pin	Name	NOTE
10~18	GND	

## Mechanical Specification

All Dimensions In mm



Typical at 25°C, nominal line and 75% load, unless otherwise Specified