

# Coiltronics RL0607 Series

## Unshielded radial leaded drum core inductors



### Product description

- Unshielded, leaded drum core
- Protective sleeving over winding
- Inductance range from 6.8 $\mu$ H to 1500 $\mu$ H
- Current range from 0.12A to 2.23A
- 5.7 OD x 7.3mm through-hole package
- Ferrite core material
- Halogen free, lead free, RoHS compliant

### Applications

- LED Drivers and lighting
- Utility meters
- Appliances and white goods
- Motor drives
- Power supplies
- General purpose filtering

### Environmental data

- Storage temperature range (Component): -40°C to +125°C
- Operating temperature range: -40°C to +125°C (ambient + self-temperature rise)



Powering Business Worldwide



The Coiltronics brand of magnetics (formerly of the Bussmann Division of Cooper Industries) is now part of Eaton's Electrical Group, Electronics Division.

**Coiltronics is now part of Eaton**  
**Same great products plus even more.**

**Product specifications**

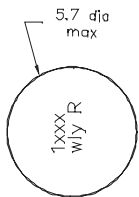
Part Number <sup>4</sup>	OCL <sup>1</sup> ( $\mu\text{H}$ ) $\pm 10\%$	$I_{\text{rms}}^2$ (amps)	$I_{\text{sat}}^3$ (amps)	DCR ( $\Omega$ ) @ 20°C max.	SRF (MHz) typ.
RL0607-6R8-R	6.8 $\pm 20\%$	2.23	1.82	0.038	26
RL0607-100-R	10	1.82	1.51	0.058	21
RL0607-180-R	18	1.52	1.13	0.083	16
RL0607-330-R	33	1.08	0.840	0.171	11
RL0607-470-R	47	0.953	0.690	0.217	8
RL0607-820-R	82	0.686	0.530	0.426	6
RL0607-151-R	150	0.520	0.390	0.730	4
RL0607-221-R	220	0.423	0.320	1.10	3
RL0607-471-R	470	0.306	0.220	2.00	2
RL0607-821-R	820	0.219	0.170	4.13	2
RL0607-102-R	1000	0.205	0.150	4.76	1
RL0607-152-R	1500	0.166	0.120	7.20	1

1. Open Circuit Inductance (OCL) Test Parameters: 10kHz,  $0.1V_{\text{rms}}$ , 0.0Adc, 25°C
2.  $I_{\text{rms}}$ : DC current for an approximate temperature rise of 40°C without core loss. Derating is necessary for AC currents. PCB layout, trace thickness and width, air-flow, and proximity of other heat generating components will affect the temperature rise. It is recommended that the temperature of the part not exceed 125°C under worst case operating conditions verified in the end application.

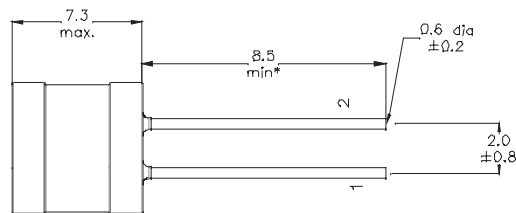
3.  $I_{\text{sat}}$ : Peak current for approximately 5% rolloff at +25°C
4. Part Number Definition: RL0607-yyy-R
  - RL0607 = Product code and size
  - yyy= Inductance value in  $\mu\text{H}$ , R = decimal point, if no R is present then third character = number of zeros.
  - "-R" suffix = RoHS compliant

**Dimensions - mm**

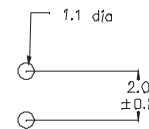
Top view



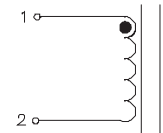
Side view



Recommended pad layout



Schematic

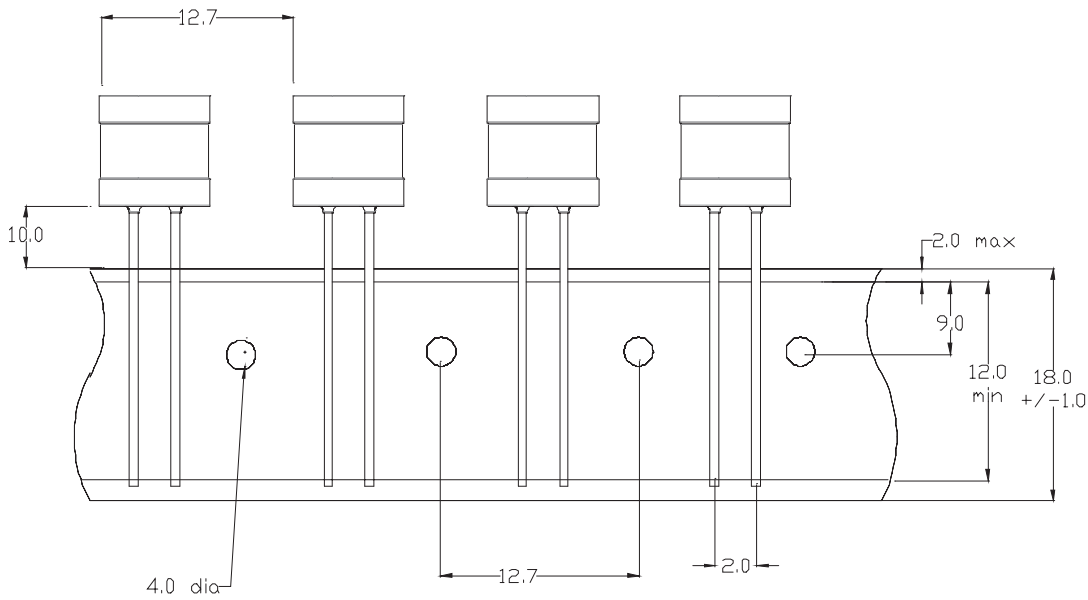


Part marking: 1xxx  
wly R

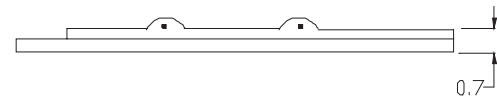
1 = RL0607  
xxx = inductance in  $\mu\text{H}$ , R = decimal point; if there is no R, then third character = number of zeros  
wly = date code, R = revision level

\*Lead length is after the components are trimmed from the packaging tape roll.

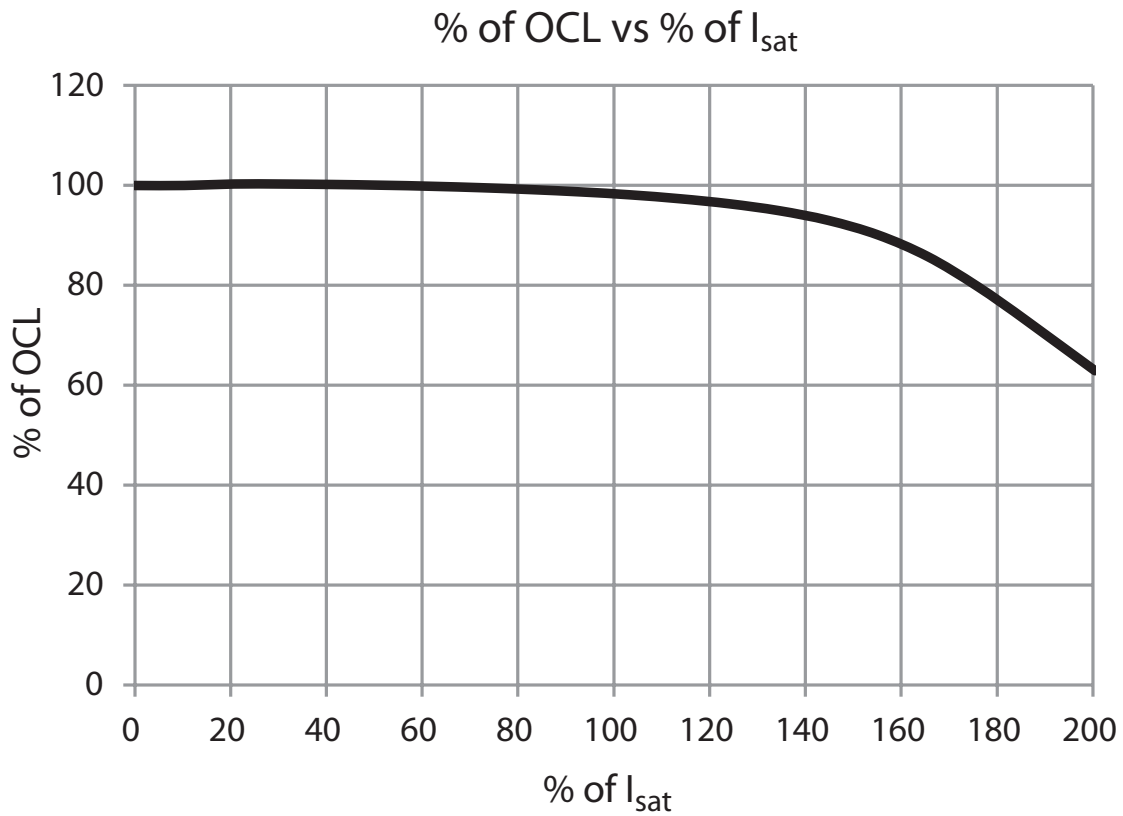
**Packaging information - mm**



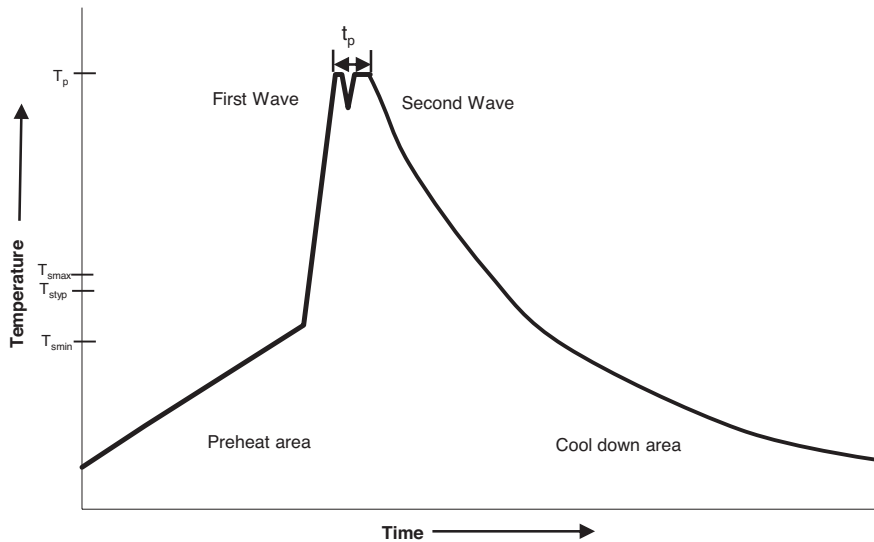
Supplied on cut tape roll packaging, 800 parts per roll.



**Inductance characteristics**



**Wave solder profile**



**Reference EN 61760-1:2006**

Profile Feature	Standard SnPb Solder	Lead (Pb) Free Solder
<b>Preheat</b>		
Temperature min. ( $T_{smin}$ )	100°C	100°C
Temperature typ. ( $T_{styp}$ )	120°C	120°C
Temperature max. ( $T_{smax}$ )	130°C	130°C
Time ( $T_{smin}$ to $T_{smax}$ ) ( $t_s$ )	70 seconds	70 seconds
$\Delta$ preheat to max Temperature	150°C max.	150°C max.
Peak temperature ( $T_p$ )	235°C - 260°C	250°C - 260°C
Time at peak temperature ( $t_p$ )	10 seconds max 5 seconds max each wave	10 seconds max 5 seconds max each wave
Ramp-down rate	~ 2 K/s min ~3.5 K/s typ ~5 K/s max	~ 2 K/s min ~3.5 K/s typ ~5 K/s max
Time 25°C to 25°C	4 minutes	4 minutes

**Manual solder**

350°C, 4-5 seconds. (by soldering iron), generally manual, hand soldering is not recommended.

**North America**

Eaton's Electrical Group  
Electronics Division  
1225 Broken Sound Parkway NW  
Suite F  
Boca Raton, FL 33487-3533  
Tel: 1-561-998-4100  
Fax: 1-561-241-6640  
Toll Free: 1-888-414-2645

Eaton's Electrical Group  
Electronics Division  
P.O. Box 14460  
St. Louis, MO 63178-4460  
Tel: 1-636-394-2877  
Fax: 1-636-527-1607

**Europe**

Eaton's Electrical Group  
Electronics Division  
Burton-on-the-Wolds  
Leicestershire, LE 12 5th UK  
Phone: +44 (0) 1509 882 600  
Fax: +44 (0) 1509 882 786

Eaton's Electrical Group  
Electronics Division  
Avda Santa Eulalia, 290  
Terrassa, Barcelona 08223 Spain  
Phone: +34-93-736-2813  
Fax: +34-93-783-5055

**Asia Pacific**

Eaton's Electrical Group  
Electronics Division  
No.2, #06-01  
Serangoon North Avenue 5  
Singapore 554911  
Tel: +65 6645 9888  
Fax: +65 6728 3155

The only controlled copy of this Data Sheet is the electronic read-only version located on the Bussmann Network Drive. All other copies of this document are by definition uncontrolled. This bulletin is intended to clearly present comprehensive product data and provide technical information that will help the end user with design applications. Bussmann reserves the right, without notice, to change design or construction of any products and to discontinue or limit distribution of any products. Bussmann also reserves the right to change or update, without notice, any technical information contained in this bulletin. Once a product has been selected, it should be tested by the user in all possible applications.

Life Support Policy: Bussmann does not authorize the use of any of its products for use in life support devices or systems without the express written approval of an officer of the Company. Life support systems are devices which support or sustain life, and whose failure to perform, when properly used in accordance with instructions for use provided in the labeling, can be reasonably expected to result in significant injury to the user.

**Eaton's Electrical Group  
Electronics Division**  
114 Old State Road  
Ellisville, MO 63021  
United States  
www.eaton.com/elx

© 2014 Eaton  
All Rights Reserved  
Publication No. 10334 — BU-SB14688  
October 2014

Eaton is a registered trademark.

All other trademarks are property of their respective owners.



Powering Business Worldwide

www.eaton.com/elx