

APPROVAL SHEET

RFBPF 2012(0805) Series – RoHS Compliance

MULTILAYER CERAMIC BAND PASS FILTER

Halogens Free Product

5GHz ISM Band Working Frequency

P/N:RFBPF2012100K6T

*Contents in this sheet are subject to change without prior notice

FEATURES

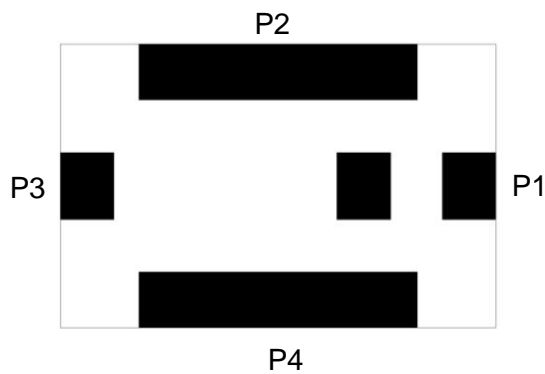
1. Multilayer LTCC (Low Temperature Cofired Ceramics) Technology
2. Reflow solderable
3. Miniatured Size 2.0 x 1.25 x 1.0 mm³
4. Low Insertion Loss designed for 5GHz application
5. High rejection rate at 2nd harmonics

APPLICATIONS

1. Frequency selection and noise suppression
2. 5GHz WLAN 802.11a, HiperLAN2

CONSTRUCTION

Top view



PIN	Connection
P1	Input port
P2	GND
P3	Output port
P4	GND

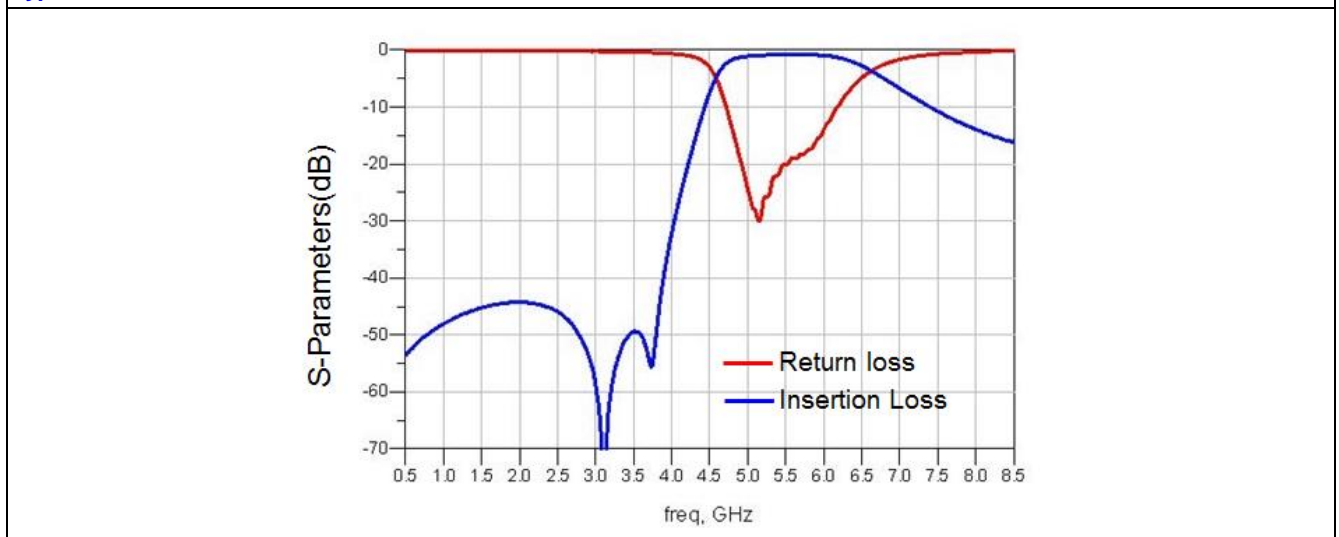
DIMENSIONS

Figure	Symbol	Dimension (mm)
<p>The figure shows two views of the component. The top view shows a rectangular component with dimensions L (length), W (width), and T (thickness). It also shows the positions of the ports P1, P2, P3, and P4. The side view shows the component's profile with dimensions A (total height), B (height of the top layer), C (width of the top layer), D (height of the bottom layer), and E (height of the middle layer).</p>	L	2.00 ± 0.15
	W	1.25 ± 0.10
	T	0.95 ± 0.10
	A	1.30 ± 0.15
	B	0.30 ± 0.15
	C	0.35 ± 0.15
	D	0.25 ± 0.15
E	0.25 ± 0.15	

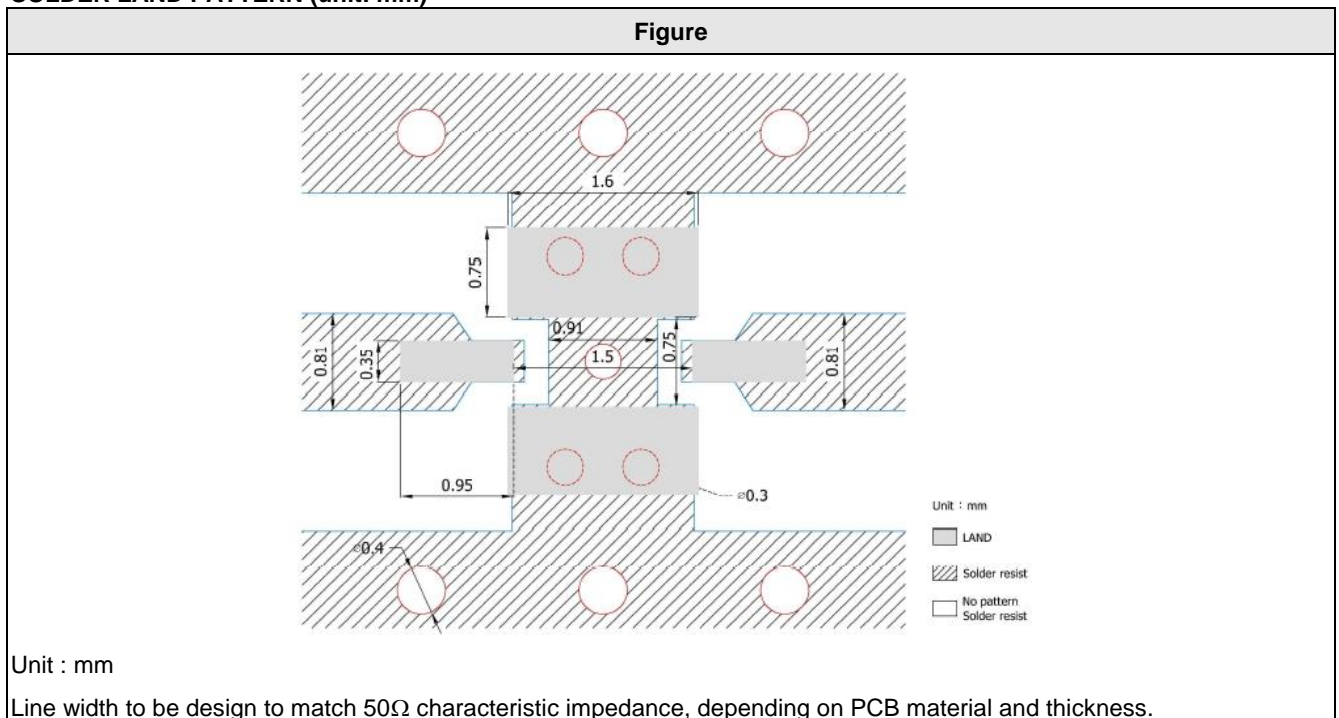
ELECTRICAL CHARACTERISTICS

RFBPF2012100K6T	Specification
Frequency range	5150 ~ 5850 MHz
Insertion Loss	1.6 dB max. at 25°C 1.8 dB max. at -40to+85°C
Attenuation	30 dB min. @ 500 MHz 40 dB min. @ 2000 MHz 35 dB min. @ 3450 MHz 30 dB min. @ 4000 MHz 20 dB min. @ 4200 MHz
VSWR	2.0 max.
Operation Temperature Range	-40°C ~ +85°C
Moisture sensitivity levels	MSL is LEVEL 1 (Refer to : IPC/JEDEC J-STD-020)

Typical Electrical Chart



SOLDER LAND PATTERN (unit: mm)



Approval sheet

RELIABILITY TEST

Test item	Test condition / Test method	Specification
Solderability JIS C 0050-4.6 JESD22-B102D	*Solder bath temperature : 235 ± 5°C *Immersion time : 2 ± 0.5 sec Solder : Sn3Ag0.5Cu for lead-free	At least 95% of a surface of each terminal electrode must be covered by fresh solder.
Leaching (Resistance to dissolution of metallization) IEC 60068-2-58	*Solder bath temperature : 260 ± 5°C *Leaching immersion time : 30 ± 0.5 sec Solder : SN63A	Loss of metallization on the edges of each electrode shall not exceed 25%.
Resistance to soldering heat JIS C 0050-5.4	*Preheating temperature : 120~150°C, 1 minute. *Solder temperature : 270±5°C *Immersion time : 10±1 sec Solder : Sn3Ag0.5Cu for lead-free Measurement to be made after keeping at room temperature for 24±2 hrs	No mechanical damage. Electrical specification shall satisfy the descriptions in electrical characteristics under the operational temperature range within -40 ~ 85°C. Loss of metallization on the edges of each electrode shall not exceed 25%.
Drop Test JIS C 0044 Customer's specification.	*Height : 75 cm *Test Surface : Rigid surface of concrete or steel. *Times : 6 surfaces for each units ; 2 times for each side.	No mechanical damage. Electrical specification shall satisfy the descriptions in electrical characteristics under the operational temperature range within -40 ~ 85°C.
Vibration JIS C 0040	*Frequency : 10Hz~55Hz~10Hz(1min) *Total amplitude : 1.5mm *Test times : 6hrs.(Two hrs each in three mutually perpendicular directions)	No mechanical damage. Electrical specification shall satisfy the descriptions in electrical characteristics under the operational temperature range within -40 ~ 85°C.
Adhesive Strength of Termination JIS C 0051- 7.4.3	*Pressurizing force : 5N(≤0603) ; 10N(>0603) *Test time : 10±1 sec	No remarkable damage or removal of the termination.
Bending test JIS C 0051- 7.4.1	The middle part of substrate shall be pressurized by means of the pressurizing rod at a rate of about 1 mm/s per second until the deflection becomes 1mm/s and then pressure shall be maintained for 5±1 sec. Measurement to be made after keeping at room temperature for 24±2 hours	No mechanical damage. Electrical specification shall satisfy the descriptions in electrical characteristics under the operational temperature range within -40 ~ 85°C.

Approval sheet

Temperature cycle JIS C 0025	<ol style="list-style-type: none"> 1. 30±3 minutes at -40°C±3°C, 2. 10~15 minutes at room temperature, 3. 30±3 minutes at +85°C±3°C, 4. 10~15 minutes at room temperature, Total 100 continuous cycles Measurement to be made after keeping at room temperature for 24±2 hrs	No mechanical damage. Electrical specification shall satisfy the descriptions in electrical characteristics under the operational temperature range within -40 ~ 85°C.
High temperature JIS C 0021	*Temperature : 85°C±2°C *Test duration : 1000+24/-0 hours Measurement to be made after keeping at room temperature for 24±2 hrs	No mechanical damage. Electrical specification shall satisfy the descriptions in electrical characteristics under the operational temperature range within -40 ~ 85°C.
Humidity (steady conditions) JIS C 0022	*Humidity : 90% to 95% R.H. *Temperature : 40±2°C *Time : 1000+24/-0 hrs. Measurement to be made after keeping at room temperature for 24±2 hrs ※ 500hrs measuring the first data then 1000hrs data	No mechanical damage. Electrical specification shall satisfy the descriptions in electrical characteristics under the operational temperature range within -40 ~ 85°C.
Low temperature JIS C 0020	*Temperature : -40°C±2°C *Test duration : 1000+24/-0 hours Measurement to be made after keeping at room temperature for 24±2 hrs	No mechanical damage. Electrical specification shall satisfy the descriptions in electrical characteristics under the operational temperature range within -40 ~ 85°C.

SOLDERING CONDITION

Typical examples of soldering processes that provide reliable joints without any damage are given in Fig 2,

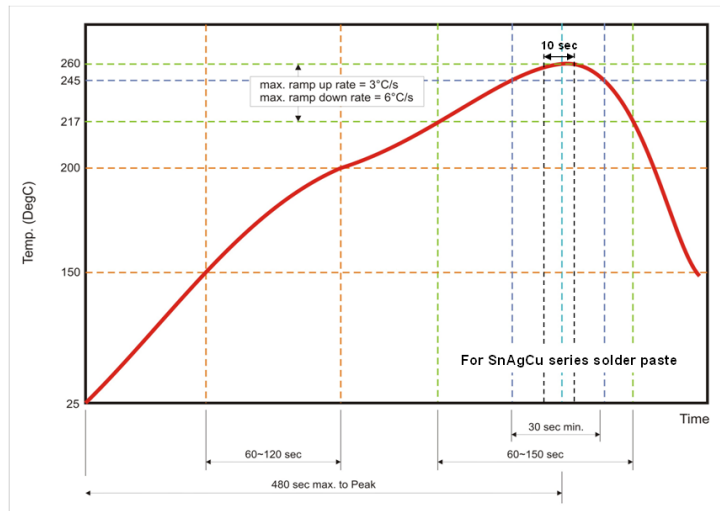


Fig 2. Infrared soldering profile

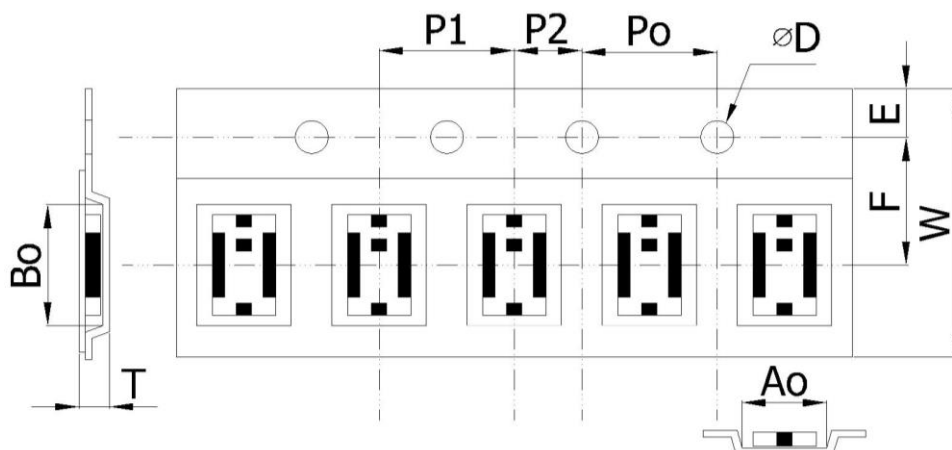
ORDERING CODE

RF Walsin RF device	BPF Product Code BPF: Band Pass Filter	201210 Dimension code Per 2 digits of Length, Width, Thickness: e.g. : 201210 = Length 20, Width 12, Thickness 10	0 Unit of dimension 0: 0.1 mm 1: 1.0 mm	K Application K: ISM 5.2/5.8 Dual Band	6 Specification Design Code	T Packing T : Reeled
----------------------------------	--	--	--	--	--	-----------------------------------

Minimum Ordering Quantity: 2000 pcs per reel.

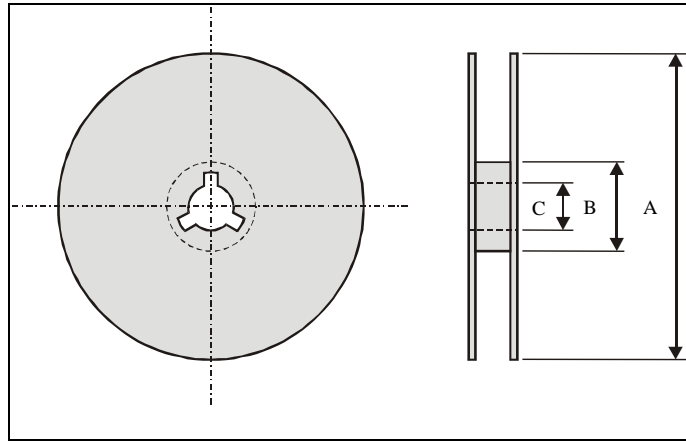
PACKAGING

Plastic Tape specifications (unit :mm)



Index	Ao	Bo	ΦD	T	W
Dimension (mm)	1.45 ± 0.10	2.25 ± 0.10	1.55 ± 0.10	1.10 ± 0.10	8.0 ± 0.30
Index	E	F	Po	P1	P2
Dimension (mm)	1.75 ± 0.10	3.50 ± 0.05	4.00 ± 0.10	4.00 ± 0.10	2.00 ± 0.10

Reel dimensions



Index	A	B	C
Dimension (mm)	Φ178.0	Φ60.0	Φ13.0

Taping Quantity:2000 pieces per 7" reel

CAUTION OF HANDLING

Limitation of Applications

Please contact us before using our products for the applications listed below which require especially high reliability for the prevention of defects, which might directly cause damage to the third party's life, body or property.

- (1) Aircraft equipment
- (2) Aerospace equipment
- (3) Undersea equipment
- (4) Medical equipment
- (5) Disaster prevention / crime prevention equipment
- (6) Traffic signal equipment
- (7) Transportation equipment (vehicles, trains, ships, etc.)
- (8) Applications of similar complexity and /or reliability requirements to the applications listed in the above.

Storage condition

- (1) Products should be used in 6 months from the day of WAL SIN outgoing inspection, which can be confirmed.
- (2) Storage environment condition.
 - Products should be storage in the warehouse on the following conditions.
 - Temperature : -10 to +40°C
 - Humidity : 30 to 70% relative humidity
 - Don't keep products in corrosive gases such as sulfur. Chlorine gas or acid or it may cause oxidization of electrode, resulting in poor solderability.
 - Products should be storage on the palette for the prevention of the influence from humidity, dust and son on.
 - Products should be storage in the warehouse without heat shock, vibration, direct sunlight and so on.
 - Products should be storage under the airtight packaged condition.