


CA Series

PTH SMPS Current Transformer Up to 15A

Features

- Designed for switching power supply applications
- Transformer meets IEC950 insulation requirements
- Frequency range from 20 KHz to 200 KHz
- Material according to UL94-VO
- Operating temperature from -20° C to 85°C



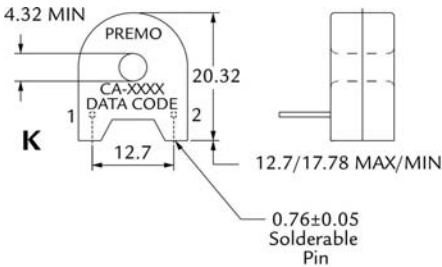
Product List

Part Number	Turns Ns	Secondary Inductance MH (Min)	Secondary Inductance Test Voltage (15.75 KHz)	Rs (Ω Max)	Rb (Ω Nom)	Primary Unipolar Amp μ Sec. Rating (Max)	Primary Bipolar Amp μ Sec. Rating (Max)
CA-050X	50	7.7	0.5	0.55	50	150	300
CA-100X	100	30.9	1.0	1.2	100	300	600
CA-200X	200	123.6	2.0	3.5	200	600	1200

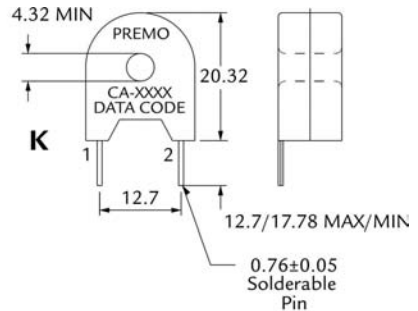
Notes:

- Maximum ratings specified with rated secondary terminating resistance and 1 turn primary.
- Amp-microsecond ($A\mu$ Sec.) rating of primary equals volt microsecond ($V\mu$ Sec.) rating of secondary when secondary is terminated in rated resistance. (Amp-microseconds is equals to the product of a square pulse of current in amps, times the current pulse width in microseconds).
- When terminated with rated terminating resistance, the inductor scale factor is $V_{out} = 1$ volt per amp. For center tapped units terminating resistance for each half of winding is listed value divided by two.
- 1 turn primary peak sense current is 20 amps for all parts listed above.

Dimensions



Type H



Type V

Test Circuit and Schematics

