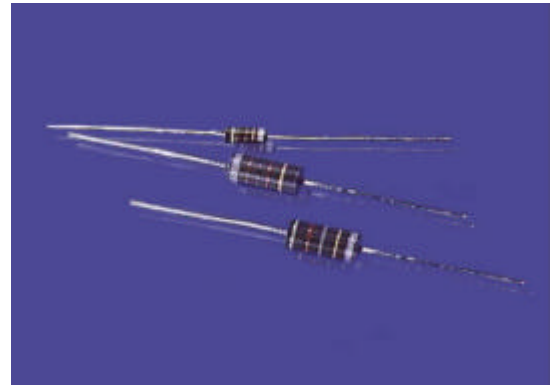


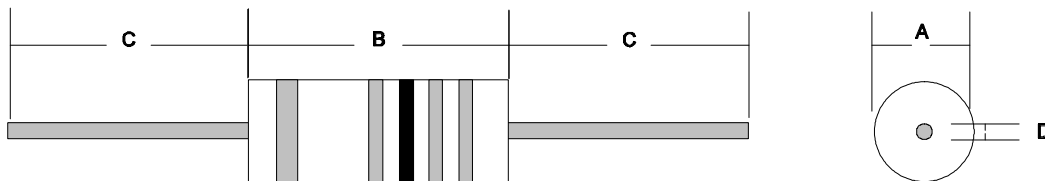
## MF Series

- High Temperature Tolerance
- High Solvent Resistance
- Low EMI
- Typical Reel Size 1500pcs



The MF range of encapsulated axial chokes from ECM have been specifically designed to cope with high current at temperatures up to 125°C, with minimum ppm / °C losses. Its physical construction, while not offering complete EMI shielding, generates extremely low magnetic interference and has a typical degree of coupling at 3° max. All the components in this range are hermetically sealed and solvent resistant, conforming to MIL-STD-202F-213B

### COMPONENT OUTLINE




### DIMENSIONS (mm)

TYPE	a∅	b	c	d∅
MF1303	2.41	3.35	25.0	0.50
MF1304	3.96	9.53	25.0	0.60
MF1501	4.11	10.41	25.0	0.60
MF1302	4.83	11.18	25.0	0.64
MF1309	6.50	14.50	25.0	0.80

**MARKING BANDS** = first significant figure, second significant figure, multiplier, tolerance (%)

	Black	Brown	Red	Orange	Yellow	Green	Blue	Violet	Grey	White	Silver	Gold
<b>Significant</b>	0	1	2	3	4	5	6	7	8	9	-	-
<b>Multiplier</b>	1	10	100	1000	10000	-	-	-	-	-	-	-
<b>Tolerance</b>	-	-	-	-	-	-	-	-	-	-	+/-10%	+/- 5%

# ECM Axial Molded Choke



<b>ECM Part</b>	<b>L (µH)</b>	<b>Tol %</b>	<b>Q Min. (**MHz)</b>	<b>SRF Min. (MHz)</b>	<b>R<sub>DC</sub> MAX (W)</b>	<b>I<sub>DC</sub> I<sub>N</sub> (mA)</b>
-----------------	---------------	--------------	-----------------------	-----------------------	-------------------------------	--

## MF1303 Series

MF1303T-R10	0.10 @25.2 MHz	J,K	40	680	0.08	1380
MF1303T-R12	0.12 @25.2 MHz	J,K	40	640	0.09	1300
MF1303T-R15	0.15 @25.2 MHz	J,K	38	600	0.10	1230
MF1303T-R18	0.18 @25.2 MHz	J,K	35	550	0.12	1120
MF1303T-R22	0.22 @25.2 MHz	J,K	33	510	0.14	1040
MF1303T-R27	0.27 @25.2 MHz	J,K	33	430	0.16	975
MF1303T-R33	0.33 @25.2 MHz	J,K	30	410	0.22	830
MF1303T-R39	0.39 @25.2 MHz	J,K	30	365	0.30	710
MF1303T-R47	0.47 @25.2 MHz	J,K	30	330	0.35	660
MF1303T-R56	0.56 @25.2 MHz	J,K	30	300	0.50	550
MF1303T-R68	0.68 @25.2 MHz	J,K	28	275	0.60	500
MF1303T-R82	0.82 @25.2 MHz	J,K	28	250	0.85	420
MF1303T-1R0	1.0 @25.2 MHz	J,K	25	230	1.00	390
MF1303T-1R2	1.2 @7.96 MHz	J,K	25	150	0.18	620
MF1303T-1R5	1.5 @7.96 MHz	J,K	28	140	0.22	560
MF1303T-1R8	1.8 @7.96 MHz	J,K	30	125	0.30	480
MF1303T-2R2	2.2 @7.96 MHz	J,K	30	115	0.40	415
MF1303T-2R7	2.7 @7.96 MHz	J,K	37	100	0.55	355
MF1303T-3R3	3.3 @7.96 MHz	J,K	45	90	0.85	285
MF1303T-3R9	3.9 @7.96 MHz	J,K	45	80	1.00	263
MF1303T-4R7	4.7 @7.96 MHz	J,K	45	75	1.20	239
MF1303T-5R6	5.6 @7.96 MHz	J,K	50	65	1.80	195
MF1303T-6R8	6.8 @7.96 MHz	J,K	50	60	2.00	185
MF1303T-8R2	8.2 @7.96 MHz	J,K	55	55	2.70	160
MF1303T-100	10 @7.96 MHz	J,K	55	50	3.30	144
MF1303T-120	12 @2.52 MHz	J,K	45	40	2.70	160
MF1303T-150	15 @2.52 MHz	J,K	45	35	2.80	157
MF1303T-180	18 @2.52 MHz	J,K	50	30	3.10	149
MF1303T-220	22 @2.52 MHz	J,K	50	25	3.30	144
MF1303T-270	27 @2.52 MHz	J,K	50	20	3.50	140
MF1303T-330	33 @2.52 MHz	J,K	45	24	3.40	130
MF1303T-390	39 @2.52 MHz	J,K	45	22	3.60	125
MF1303T-470	47 @2.52 MHz	J,K	45	20	4.50	110
MF1303T-560	56 @2.52 MHz	J,K	45	18	5.70	100
MF1303T-680	68 @2.52 MHz	J,K	50	15	6.70	92
MF1303T-820	82 @2.52 MHz	J,K	50	14	7.30	88
MF1303T-101	100 @2.52 MHz	J,K	50	13	8.00	84
MF1303T-121	120 @ 0.796 MHz	J,K	30	12	13.0	66
MF1303T-151	150 @ 0.796 MHz	J,K	30	11	15.0	61
MF1303T-181	180 @ 0.796 MHz	J,K	30	10	17.0	57
MF1303T-221	220 @ 0.796 MHz	J,K	30	9	21.0	52


**TOLERANCES J=5%; K= 10%.**

**\*\* = Test Frequency as specified in 'L' column**

ECM Electronics Limited, Penmaen House, Ashington, West Sussex, RH20 3JR, UK  
 Tel: +44(0)1903 892810: Fax: +44(0)1903 892738. Email: ecm@ecmelectronics.co.uk

Although we have attempted to accurately reflect the products we market. ECM reserve the right without prior notice to discontinue any product or make design changes we believe necessary.

# ECM Axial Molded Choke



<b>ECM Part</b>	<b>L (µH)</b>	<b>Tol %</b>	<b>Q Min. (**MHz)</b>	<b>SRF Min. (MHz)</b>	<b>R<sub>DC</sub> MAX (W)</b>	<b>I<sub>DC</sub> I<sub>N</sub> (mA)</b>
-----------------	---------------	--------------	-----------------------	-----------------------	-------------------------------	--

## MF1303 Series Continued...

MF1303T-271	270 @ 0.796 MHz	J,K	30	8	25.0	47
MF1303T-331	330 @ 0.796 MHz	J,K	30	7	28.0	45
MF1303T-391	390 @ 0.796 MHz	J,K	30	6.5	35.0	40
MF1303T-471	470 @ 0.796 MHz	J,K	30	6	42.0	36
MF1303T-561	560 @ 0.796 MHz	J,K	30	5	46.0	35
MF1303T-681	680 @ 0.796 MHz	J,K	30	4.2	60.0	30
MF1303T-821	820 @ 0.796 MHz	J,K	30	3.8	65.0	29
MF1303T-102	1000 @ 0.796 MHz	J,K	30	3.4	72.0	28

## MF1304 Series

MF1304T-R15	0.15 @25.2 MHz	J	50	525	0.03	2740
MF1304T-R18	0.18 @25.2 MHz	J	50	480	0.04	2580
MF1304T-R22	0.22 @25.2 MHz	J	50	450	0.05	2020
MF1304T-R27	0.27 @25.2 MHz	J	45	400	0.07	1740
MF1304T-R33	0.33 @25.2 MHz	J	45	360	0.09	1580
MF1304T-R39	0.39 @25.2 MHz	J	45	330	0.11	1450
MF1304T-R47	0.47 @25.2 MHz	J	45	310	0.12	1370
MF1304T-R56	0.56 @25.2 MHz	J	50	280	0.13	1390
MF1304T-R68	0.68 @25.2 MHz	J	50	250	0.15	1220
MF1304T-R82	0.82 @25.2 MHz	J	50	220	0.22	1020
MF1304T-1R0	1.0 @25.2 MHz	J	50	200	0.29	880
MF1304T-1R2	1.2 @7.96 MHz	J	33	180	0.42	730
MF1304T-1R5	1.5 @7.96 MHz	J	33	160	0.50	670
MF1304T-1R8	1.8 @7.96 MHz	J	33	150	0.65	590
MF1304T-2R2	2.2 @7.96 MHz	J	33	135	0.95	485
MF1304T-2R7	2.7 @7.96 MHz	J	33	120	1.20	430
MF1304T-3R3	3.3 @7.96 MHz	J	33	110	2.00	335
MF1304T-3R9	3.9 @7.96 MHz	J	33	100	2.30	310
MF1304T-4R7	4.7 @7.96 MHz	J	33	90	2.60	294
MF1304T-5R6	5.6 @7.96 MHz	J	45	60	0.32	565
MF1304T-6R8	6.8 @7.96 MHz	J	50	55	0.50	450
MF1304T-8R2	8.2 @7.96 MHz	J	50	50	0.60	410
MF1304T-100	10 @7.96 MHz	J	55	45	0.90	335
MF1304T-120	12 @2.52 MHz	J	65	42	1.10	305
MF1304T-150	15 @2.52 MHz	J	65	40	1.40	271
MF1304T-180	18 @2.52 MHz	J	75	34	2.25	213
MF1304T-220	22 @2.52 MHz	J	75	30	2.50	202
MF1304T-270	27 @2.52 MHz	J	60	25	2.60	198
MF1304T-330	33 @2.52 MHz	J	65	19	3.00	185
MF1304T-390	39 @2.52 MHz	J	60	14	2.60	198


**TOLERANCES J=5%; K= 10%; M=20%.**

**\*\* = Test Frequency as specified in 'L' column**

ECM Electronics Limited, Penmaen House, Ashington, West Sussex, RH20 3JR, UK  
Tel: +44(0)1903 892810: Fax: +44(0)1903 892738. Email: [ecm@ecmelectronics.co.uk](mailto:ecm@ecmelectronics.co.uk)

Although we have attempted to accurately reflect the products we market. ECM reserve the right without prior notice to discontinue any product or make design changes we believe necessary.

# ECM Axial Molded Choke



ECM Part	L (µH)	Tol %	Q Min. (**MHz)	SRF Min. (MHz)	R <sub>DC</sub> MAX (W)	I <sub>DC</sub> I <sub>N</sub> (mA)
----------	--------	-------	----------------	----------------	-------------------------	-------------------------------------

## MF1304 Series continued...

MF1304T-470	47 @2.52 MHz	J	55	13	2.75	193
MF1304T-560	56 @2.52 MHz	J	55	12	3.00	184
MF1304T-680	68 @2.52 MHz	J	55	11	3.30	176
MF1304T-820	82 @2.52 MHz	J	50	10	3.90	162
MF1304T-101	100 @2.52 MHz	J	50	9.5	4.50	151
MF1304T-121	120 @ 0.796 MHz	J	65	8.7	5.20	140
MF1304T-151	150 @ 0.796 MHz	J	65	8	6.05	130
MF1304T-181	180 @ 0.796 MHz	J	65	8	6.05	130
MF1304T-221	220 @ 0.796 MHz	J	65	6.2	7.45	117
MF1304T-271	270 @ 0.796 MHz	J	65	5.7	11.0	143
MF1304T-331	330 @ 0.796 MHz	J	65	5.1	12.0	136
MF1304T-391	390 @ 0.796 MHz	J	65	4.5	16.3	117
MF1304T-471	470 @ 0.796 MHz	J	65	3.9	17.9	112
MF1304T-561	560 @ 0.796 MHz	J	65	3.8	19.5	107
MF1304T-681	680 @ 0.796 MHz	J	65	3.1	27.2	91
MF1304T-821	820 @ 0.796 MHz	J	65	2.7	30.0	86
MF1304T-102	1000 @ 0.796 MHz	J	65	2.3	33.0	82

## MF1501 Series

MF1501T-R10	0.10 @25.2 MHz	J	50	250	0.025	1790
MF1501T-R12	0.12 @25.2 MHz	J	50	250	0.034	1530
MF1501T-R15	0.15 @25.2 MHz	J	50	250	0.037	1470
MF1501T-R18	0.18 @25.2 MHz	J	50	250	0.047	1300
MF1501T-R22	0.22 @25.2 MHz	J	50	250	0.067	1100
MF1501T-R27	0.27 @25.2 MHz	J	45	250	0.11	855
MF1501T-R33	0.33 @25.2 MHz	J	45	250	0.13	788
MF1501T-R39	0.39 @25.2 MHz	J	45	250	0.18	670
MF1501T-R47	0.47 @25.2 MHz	J	45	235	0.25	565
MF1501T-R56	0.56 @25.2 MHz	J	40	210	0.33	490
MF1501T-R68	0.68 @25.2 MHz	J	40	190	0.45	420
MF1501T-R82	0.82 @25.2 MHz	J	40	180	0.59	370
MF1501T-1R0	1.0 @25.2 MHz	J	45	140	0.07	1070
MF1501T-1R2	1.2 @7.96 MHz	J	45	130	0.10	895
MF1501T-1R5	1.5 @7.96 MHz	J	45	115	0.12	815
MF1501T-1R8	1.8 @7.96 MHz	J	45	105	0.14	775
MF1501T-2R2	2.2 @7.96 MHz	J	45	100	0.19	650
MF1501T-2R7	2.7 @7.96 MHz	J	45	92	0.28	535
MF1501T-3R3	3.3 @7.96 MHz	J	45	85	0.35	480
MF1501T-3R9	3.9 @7.96 MHz	J	45	75	0.40	450
MF1501T-4R7	4.7 @7.96 MHz	J	45	70	0.55	380


TOLERANCES J=5%; K= 10%; M=20%.

\*\* = Test Frequency as specified in 'L' column

ECM Electronics Limited, Penmaen House, Ashington, West Sussex, RH20 3JR, UK  
Tel: +44(0)1903 892810: Fax: +44(0)1903 892738. Email: ecm@ecmelectronics.co.uk

Although we have attempted to accurately reflect the products we market. ECM reserve the right without prior notice to discontinue any product or make design changes we believe necessary.

# ECM Axial Molded Choke



<b>ECM Part</b>	<b>L (µH)</b>	<b>Tol %</b>	<b>Q Min. (**MHz)</b>	<b>SRF Min. (MHz)</b>	<b>R<sub>DC</sub> MAX (W)</b>	<b>I<sub>DC</sub> I<sub>N</sub> (mA)</b>
-----------------	---------------	--------------	-----------------------	-----------------------	-------------------------------	--

## MF1501 Series continued...

MF1501T-5R6	5.6 @7.96 MHz	J	45	65	0.72	335
MF1501T-6R8	6.8 @7.96 MHz	J	50	55	1.02	280
MF1501T-8R2	8.2 @7.96 MHz	J	50	50	1.32	250
MF1501T-100	10 @7.96 MHz	J	50	46	1.62	220
MF1501T-120	12 @2.52 MHz	J	55	44	2.00	200
MF1501T-150	15 @2.52 MHz	J	45	49	0.80	315
MF1501T-180	18 @2.52 MHz	J	45	45	0.89	300
MF1501T-220	22 @2.52 MHz	J	45	41	0.96	290
MF1501T-270	27 @2.52 MHz	J	45	38	1.19	260
MF1501T-330	33 @2.52 MHz	J	45	34	1.37	240
MF1501T-390	39 @2.52 MHz	J	50	29	1.93	205
MF1501T-470	47 @2.52 MHz	J	50	27	2.11	195
MF1501T-560	56 @2.52 MHz	J	50	25	2.23	190
MF1501T-680	68 @2.52 MHz	J	50	21	2.70	170
MF1501T-820	82 @2.52 MHz	J	50	10.5	2.44	180
MF1501T-101	100 @2.52 MHz	J	50	10	3.12	160
MF1501T-121	120 @ 0.796 MHz	J	55	9.7	3.60	150
MF1501T-151	150 @ 0.796 MHz	J	55	8.5	4.10	140
MF1501T-181	180 @ 0.796 MHz	J	55	8	4.40	135
MF1501T-221	220 @ 0.796 MHz	J	55	7.5	5.00	125
MF1501T-271	270 @ 0.796 MHz	J	55	7	5.80	115
MF1501T-331	330 @ 0.796 MHz	J	55	6.5	6.40	110
MF1501T-391	390 @ 0.796 MHz	J	60	6.2	7.40	105
MF1501T-471	470 @ 0.796 MHz	J	60	5.7	9.50	92
MF1501T-561	560 @ 0.796 MHz	J	60	4.7	10.50	90
MF1501T-681	680 @ 0.796 MHz	J	60	4.5	11.8	80
MF1501T-821	820 @ 0.796 MHz	J	60	4.2	13.0	80
MF1501T-102	1000 @ 0.796 MHz	J	60	3.8	17.5	70
MF1501T-122	1200 @ 0.252 MHz	J	45	1.5	22.1	60
MF1501T-152	1500 @ 0.252 MHz	J	45	1.2	26.5	55
MF1501T-182	1800 @ 0.252 MHz	J	45	1.0	29.9	50
MF1501T-222	2200 @ 0.252 MHz	J	45	0.97	33.8	50
MF1501T-272	2700 @ 0.252 MHz	J	45	0.92	47.3	40
MF1501T-332	3300 @ 0.252 MHz	J	45	0.84	53.0	40
MF1501T-392	3900 @ 0.252 MHz	J	45	0.80	73.8	35
MF1501T-472	4700 @ 0.252 MHz	J	45	0.74	81.6	31
MF1501T-562	5600 @ 0.252 MHz	J	45	0.73	98.9	28
MF1501T-682	6800 @ 0.252 MHz	J	40	0.66	111	27
MF1501T-882	8200 @ 0.252 MHz	J	40	0.54	119	26
MF1501T-103	10000 @ 0.252 MHz	J	40	0.47	137	24


TOLERANCES J=5%; K= 10%; M=20%.

\*\* = Test Frequency as specified in 'L' column

ECM Electronics Limited, Penmaen House, Ashington, West Sussex, RH20 3JR, UK  
Tel: +44(0)1903 892810: Fax: +44(0)1903 892738. Email: ecm@ecmelectronics.co.uk

Although we have attempted to accurately reflect the products we market. ECM reserve the right without prior notice to discontinue any product or make design changes we believe necessary.

# ECM Axial Molded Choke



<b>ECM Part</b>	<b>L (µH)</b>	<b>Tol %</b>	<b>Q Min. (**MHz)</b>	<b>SRF Min. (MHz)</b>	<b>R<sub>DC</sub> MAX (W)</b>	<b>I<sub>DC</sub> I<sub>N</sub> (mA)</b>
-----------------	---------------	--------------	-----------------------	-----------------------	-------------------------------	--

## MF1302 Series

MF1302T-R15	0.15 @25.2 MHz	J,K	50	510	0.030	3050
MF1302T-R18	0.18 @25.2 MHz	J,K	50	475	0.032	2980
MF1302T-R22	0.22 @25.2 MHz	J,K	50	415	0.035	2800
MF1302T-R27	0.27 @25.2 MHz	J,K	50	380	0.050	2400
MF1302T-R33	0.33 @25.2 MHz	J,K	50	350	0.065	2000
MF1302T-R39	0.39 @25.2 MHz	J,K	50	320	0.080	1850
MF1302T-R47	0.47 @25.2 MHz	J,K	50	300	0.085	1700
MF1302T-R56	0.56 @25.2 MHz	J,K	50	270	0.125	1450
MF1302T-R68	0.68 @25.2 MHz	J,K	45	250	0.015	1300
MF1302T-R82	0.82 @25.2 MHz	J,K	40	210	0.205	1100
MF1302T-1R0	1.0 @25.2 MHz	J,K	40	200	0.290	930
MF1302T-1R2	1.2 @7.96 MHz	J,K	30	180	0.400	785
MF1302T-1R5	1.5 @7.96 MHz	J,K	30	170	0.485	700
MF1302T-1R8	1.8 @7.96 MHz	J,K	30	150	0.740	550
MF1302T-2R2	2.2 @7.96 MHz	J,K	30	140	0.970	505
MF1302T-2R7	2.7 @7.96 MHz	J,K	30	120	1.200	460
MF1302T-3R3	3.3 @7.96 MHz	J,K	30	70	0.140	990
MF1302T-3R9	3.9 @7.96 MHz	J,K	30	65	0.155	870
MF1302T-4R7	4.7 @7.96 MHz	J,K	30	60	0.210	745
MF1302T-5R6	5.6 @7.96 MHz	J,K	30	50	0.280	645
MF1302T-6R8	6.8 @7.96 MHz	J,K	30	50	0.375	560
MF1302T-8R2	8.2 @7.96 MHz	J,K	30	48	0.440	540
MF1302T-100	10 @7.96 MHz	J,K	30	42	0.605	440
MF1302T-120	12 @2.52 MHz	J,K	50	36	1.05	370
MF1302T-150	15 @2.52 MHz	J,K	55	30	1.20	310
MF1302T-180	18 @2.52 MHz	J,K	60	30	1.95	255
MF1302T-220	22 @2.52 MHz	J,K	60	24	2.20	240
MF1302T-270	27 @2.52 MHz	J,K	65	22	2.75	205
MF1302T-330	33 @2.52 MHz	J,K	55	18	2.30	300
MF1302T-390	39 @2.52 MHz	J,K	55	16	2.50	285
MF1302T-470	47 @2.52 MHz	J,K	55	14	3.40	245
MF1302T-560	56 @2.52 MHz	J,K	45	14	4.10	225
MF1302T-680	68 @2.52 MHz	J,K	45	11	4.20	220
MF1302T-820	82 @2.52 MHz	J,K	45	9.3	4.40	215
MF1302T-101	100 @2.52 MHz	J,K	45	8.5	4.90	205
MF1302T-121	120 @ 0.796 MHz	J,K	60	7.3	5.40	195
MF1302T-151	150 @ 0.796 MHz	J,K	60	6.2	6.20	180
MF1302T-181	180 @ 0.796 MHz	J,K	60	5.7	7.10	170


**TOLERANCES J=5%; K= 10%; M=20%.**

**\*\* = Test Frequency as specified in 'L' column**

ECM Electronics Limited, Penmaen House, Ashington, West Sussex, RH20 3JR, UK  
Tel: +44(0)1903 892810: Fax: +44(0)1903 892738. Email: [ecm@ecmelectronics.co.uk](mailto:ecm@ecmelectronics.co.uk)

Although we have attempted to accurately reflect the products we market. ECM reserve the right without prior notice to discontinue any product or make design changes we believe necessary.

# ECM Axial Molded Choke



<b>ECM Part</b>	<b>L (µH)</b>	<b>Tol %</b>	<b>Q Min. (**MHz)</b>	<b>SRF Min. (MHz)</b>	<b>R<sub>DC</sub> MAX (W)</b>	<b>I<sub>DC</sub> I<sub>N</sub> (mA)</b>
-----------------	---------------	--------------	-----------------------	-----------------------	-------------------------------	--

## MF1302 Series Continued...

MF1302T-221	220 @ 0.796 MHz	J,K	60	5.2	7.90	160
MF1302T-271	270 @ 0.796 MHz	J,K	65	5.6	8.20	110
MF1302T-331	330 @ 0.796 MHz	J,K	65	5.0	9.10	105
MF1302T-391	390 @ 0.796 MHz	J,K	65	4.5	10.0	100
MF1302T-471	470 @ 0.796 MHz	J,K	65	4.0	11.1	95
MF1302T-561	560 @ 0.796 MHz	J,K	65	3.6	12.3	91
MF1302T-681	680 @ 0.796 MHz	J,K	60	3.4	13.7	85
MF1302T-821	820 @ 0.796 MHz	J,K	60	3.1	15.1	81
MF1302T-102	1000 @ 0.796 MHz	J,K	60	2.8	16.5	78

## MF1309 Series

MF1309T-1R0	1.0 @25.2 MHz	J,K	65	200	0.14	1900
MF1309T-1R2	1.2 @7.96 MHz	J,K	40	180	0.19	1640
MF1309T-1R5	1.5 @7.96 MHz	J,K	40	160	0.28	1340
MF1309T-1R8	1.8 @7.96 MHz	J,K	40	150	0.37	1160
MF1309T-2R2	2.2 @7.96 MHz	J,K	40	135	0.50	1000
MF1309T-2R7	2.7 @7.96 MHz	J,K	40	120	0.65	875
MF1309T-3R3	3.3 @7.96 MHz	J,K	40	105	1.00	710
MF1309T-3R9	3.9 @7.96 MHz	J,K	40	100	1.20	645
MF1309T-4R7	4.7 @7.96 MHz	J,K	40	90	1.80	530
MF1309T-5R6	5.6 @7.96 MHz	J,K	35	55	0.13	1960
MF1309T-6R8	6.8 @7.96 MHz	J,K	35	50	0.20	1580
MF1309T-8R2	8.2 @7.96 MHz	J,K	35	44	0.22	1510
MF1309T-100	10 @7.96 MHz	J,K	35	42	0.26	1380
MF1309T-120	12 @2.52 MHz	J,K	45	34	0.45	1060
MF1309T-150	15 @2.52 MHz	J,K	45	32	0.52	980
MF1309T-180	18 @2.52 MHz	J,K	50	28	0.70	840
MF1309T-220	22 @2.52 MHz	J,K	60	24	1.00	705
MF1309T-270	27 @2.52 MHz	J,K	60	22	1.30	620
MF1309T-330	33 @2.52 MHz	J,K	60	20	1.50	575
MF1309T-390	39 @2.52 MHz	J,K	70	16	2.00	500
MF1309T-470	47 @2.52 MHz	J,K	100	18	2.20	475
MF1309T-560	56 @2.52 MHz	J,K	100	16	2.30	465
MF1309T-680	68 @2.52 MHz	J,K	100	14	3.00	465
MF1309T-820	82 @2.52 MHz	J,K	100	12.5	3.50	375
MF1309T-101	100 @2.52 MHz	J,K	95	11	3.80	365
MF1309T-121	120 @ 0.796 MHz	J,K	90	10	4.20	345
MF1309T-151	150 @ 0.796 MHz	J,K	75	8.3	5.00	315
MF1309T-181	180 @ 0.796 MHz	J,K	80	6	5.30	305


**TOLERANCES J=5%; K= 10%; M=20%.**

**\*\* = Test Frequency as specified in 'L' column**

ECM Electronics Limited, Penmaen House, Ashington, West Sussex, RH20 3JR, UK  
Tel: +44(0)1903 892810: Fax: +44(0)1903 892738. Email: ecm@ecmelectronics.co.uk

Although we have attempted to accurately reflect the products we market. ECM reserve the right without prior notice to discontinue any product or make design changes we believe necessary.

# ECM Axial Molded Choke



<b>ECM Part</b>	<b>L (µH)</b>	<b>Tol %</b>	<b>Q Min. (**MHz)</b>	<b>SRF Min. (MHz)</b>	<b>R<sub>DC</sub> MAX (W)</b>	<b>I<sub>DC</sub> I<sub>N</sub> (mA)</b>
-----------------	---------------	--------------	-----------------------	-----------------------	-------------------------------	--

## MF1309 Series Continued...

MF1309T-221	220 @ 0.796 MHz	J,K	80	5.5	5.90	290
MF1309T-271	270 @ 0.796 MHz	J,K	80	5	6.60	275
MF1309T-331	330 @ 0.796 MHz	J,K	75	4.2	7.20	260
MF1309T-391	390 @ 0.796 MHz	J,K	75	3.9	8.60	240
MF1309T-471	470 @ 0.796 MHz	J,K	80	3.6	9.00	235
MF1309T-561	560 @ 0.796 MHz	J,K	80	3.4	9.70	225
MF1309T-681	680 @ 0.796 MHz	J,K	75	3.1	10.0	220
MF1309T-821	820 @ 0.796 MHz	J,K	70	2.6	12.0	200
MF1309T-102	1000 @ 0.796 MHz	J,K	75	2.6	15.0	180
MF1309T-122	1200 @ 0.252 MHz	J,K	60	2.3	18.0	165
MF1309T-152	1500 @ 0.252 MHz	J,K	70	2.1	21.0	150
MF1309T-182	1800 @ 0.252 MHz	J,K	70	2.0	23.0	145
MF1309T-222	2200 @ 0.252 MHz	J,K	75	1.7	26.0	135
MF1309T-272	2700 @ 0.252 MHz	J,K	75	1.4	33.0	120
MF1309T-332	3300 @ 0.252 MHz	J,K	65	1.2	39.0	110
MF1309T-392	3900 @ 0.252 MHz	J,K	65	1.0	44.0	105
MF1309T-472	4700 @ 0.252 MHz	J,K	65	0.9	64.0	85
MF1309T-562	5600 @ 0.252 MHz	J,K	65	0.85	68.0	85
MF1309T-682	6800 @ 0.252 MHz	J,K	60	0.80	70.0	82
MF1309T-822	8200 @ 0.252 MHz	J,K	70	0.75	72.0	80
MF1309T-103	10000 @ 0.252 MHz	J,K	70	0.70	76.0	80

**TOLERANCES J=5%; K= 10%; M=20%.**

**\*\* = Test Frequency as specified in 'L' column**

**Customers specifications also welcome**

ECM Electronics Limited, Penmaen House, Ashington, West Sussex, RH20 3JR, UK  
 Tel: +44(0)1903 892810: Fax: +44(0)1903 892738. Email: ecm@ecmelectronics.co.uk

Although we have attempted to accurately reflect the products we market. ECM reserve the right without prior notice to discontinue any product or make design changes we believe necessary.