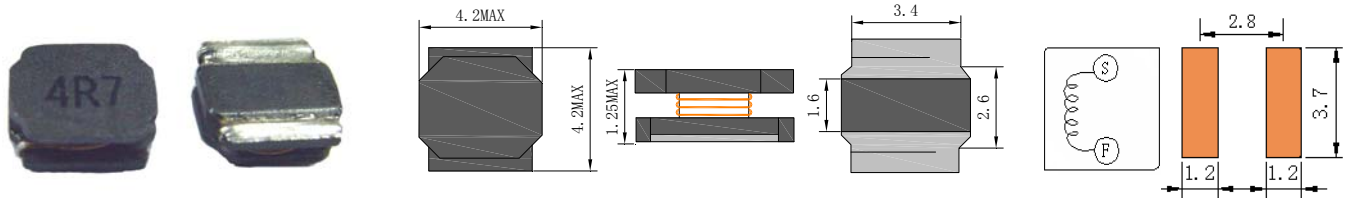


SCNR4012

SMD POWER INDUCTORS



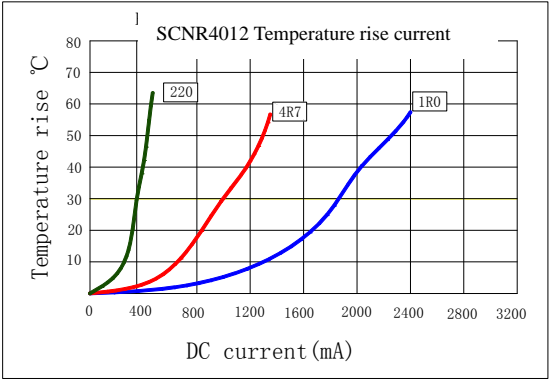
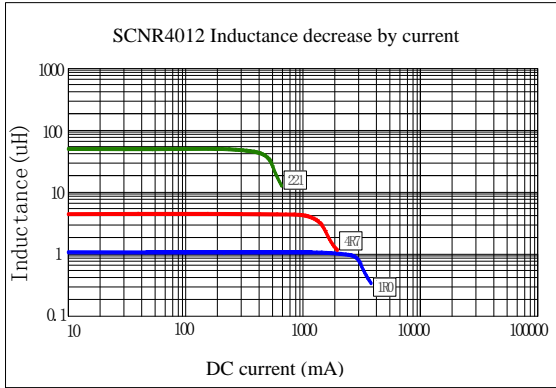
• Features

1. Open frame construction.



ELECTRICAL CHARACTERISTICS

Part Number	Inductance (uH) (1)	Test Frequency	DC Resistance (Ω MAX) (2)	Saturation Current (A) (3)	Temperature Current (A) (4)
SCNR4012-1R0	1.0	100KHZ	72m	2.50	1.70
SCNR4012-1R5	1.5	100KHZ	80m	2.00	1.55
SCNR4012-2R2	2.2	100KHZ	108m	1.65	1.30
SCNR4012-3R3	3.3	100KHZ	156m	1.20	1.10
SCNR4012-4R7	4.7	100KHZ	168m	1.05	1.00
SCNR4012-6R8	6.8	100KHZ	276m	0.90	0.80
SCNR4012-100	10	100KHZ	360m	0.74	0.75
SCNR4012-150	15	100KHZ	480m	0.56	0.60
SCNR4012-220	22	100KHZ	790m	0.51	0.50
SCNR4012-330	33	100KHZ	1.20	0.40	0.42
SCNR4012-470	47	100KHZ	1.80	0.35	0.35



- (1). Inductance tested at 0.25V, 0ADC and 25°C.
Tolerance of inductance: 1.0uH-1.5uH ± 30% (N).
2.2uH-47uH: ± 20% (M).
- (2).DCR measured at 25°C.
- (3).The DC current at which the inductance decreases by 30% from its initial value.
- (4).The DC current that results in a 40°C temperature rise from 25°C ambient.

[Click here for QUANTITY PER REEL & PACKING INFORMATION](#)

Custom versions available upon request.

© 2019 Signal Transformer –Specification subject to change without notice. 12.19