
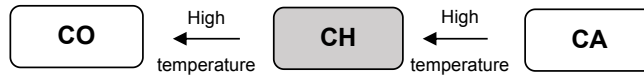


CH Series

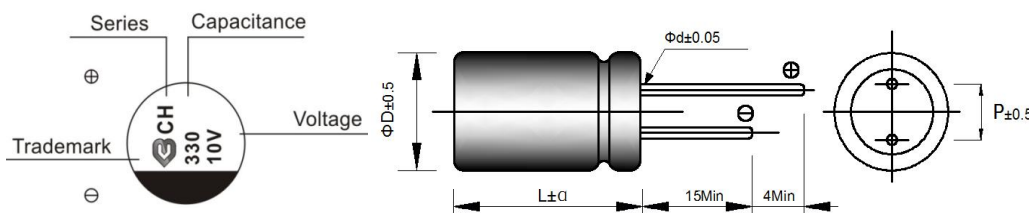
- Low impedance, high ripple, high temperature resistant
- Load life of 2000 hours at 125°C
- RoHS Compliant



◆ 规格表 Specifications

项目 Items	特性参数 Characteristics					
使用温度范围 Category Temperature Range	-55 ~ +125°C					
额定工作电压范围 Rated Voltage Range	2.5 ~ 25V					
静电容量允许偏差 Capacitance tolerance	±20%(M) (at 20°C,120Hz)					
漏电流 Leakage Current	施加额定工作电压2分钟后读数, 小于或等于规格值 (20°C) I≤0.15CV 或120μA (取大值) (The bigger) After 2 minutes applied for rated voltage at 20°C, less than or equal to the specified value.					
损耗角正切值tanδ Dissipation Factor	Rated voltage (V)	2.5~4	6.3	10~16	20~25	(at 20°C,120Hz)
	tanδ (Max.)	0.18	0.15	0.12	0.15	
温度特性 Low Temperature Characteristics (Max.Impedance Ratio)	Z(-25°C)/Z(+20°C)	≤1.25				(100KHz)
	Z(-55°C)/Z(+20°C)	≤1.25				
耐久性 Endurance	125°C施加额定工作电压2000小时, 恢复到20°C后, 产品性能应满足以下要求 The specifications listed below shall be met when the capacitors are restored to 20°C after the rated voltage is applied for 2000 hours at 125°C					
	Appearance	No significant damage				
	Capacitance change	≤±20% of the initial value				
	D.F.(tanδ)	≤150% of the specified value				
	ESR	≤150% of the specified value				
	Leakage current	≤The specified value				
Damp Heat (Steady State) 耐湿负荷特性	在60°C 温度, 湿度90%~95%RH的环境中, 施加额定电压1000小时后, 恢复到20°C后, 产品性能应满足以下要求 The specifications listed below shall be met when the capacitors are restored to 20°C after the rated voltage is applied for 1000 hours at 60°C, 90%~ 95% RH.					
	Appearance	No significant damage				
	Capacitance change	≤±20% of the initial value				
	D.F.(tanδ)	≤150% of the specified value				
	ESR	≤150% of the specified value				
	Leakage current	≤The specified value				
浪涌电压特性 (Surge Voltage)	浪涌电压=额定电压* 1.15(V) Surge Voltage=Rated voltage * 1.15(V) 在125°C环境中, 按充电30秒, 放电5分30秒, 连续施加浪涌电压1000次(Rc=1kΩ), 待恢复后测试, 应满足以下要求 The capacitors shall be subjected to 1000 cycles each consisting of charge with the surge voltages specified at 125°C for 30 seconds through a protective resistor (Rc=1kΩ) and discharge for 5 minutes 30 seconds					
	Appearance	No significant damage				
	Capacitance change	≤±20% of the initial value				
	D.F.(tanδ)	≤150% of the specified value				
	ESR	≤150% of the specified value				
	Leakage current	≤The specified value				

◆ 外形图 Dimensions (mm)



ΦD	5	6.3	8	10
P	2	2.5	3.5	5
Φd	0.5	0.5	0.6	0.6
a	L<16mm: 1.0			
	L≥16mm: 2.0			

CH Series

◆ 尺寸与最大纹波电流一览表 Standard Ratings

Rated voltage (V)	Rated capacitance(μ F)	Case size Φ D*L(mm)	ESR(m Ω) at 20 $^{\circ}$ C, 100 KHz	Rated ripple current (mArms/105 $^{\circ}$ C\100kHz)	Rated ripple current (mArms/125 $^{\circ}$ C/100kHz)
2.5 (OB)	560	8*12	13	4600	1510
	820	8*12	13	4600	1510
	1200	10*12	13	5400	1700
4 (OG)	560	8*12	13	4600	1510
	820	10*12	13	5400	1700
	1200	10*12	13	5400	1700
6.3 (OJ)	470	8*12	15	4300	1400
	680	8*12	15	4300	1400
	820	10*12	12	5400	1700
7.5 (OP)	500	6.3*8	15	4300	1400
	680	8*8	15	4300	1400
	820	10*12	12	5400	1700
10 (1A)	220	8*12	18	4000	1200
	470	8*12	18	4000	1200
	560	10*12	14	5400	1600
	820	8*12	12	5100	1600
	1500	10*12	12	5100	1600
16 (1C)	180	8*12	18	3500	1100
	220	8*12	18	3500	1100
	330	10*12	16	4600	1510
20 (1D)	100	8*12	24	3500	1100
	150	10*12	20	4300	1400
25 (1E)	22	8*12	65	1200	500
	47	8*12	55	1900	790
	220	8*12	40	2100	1050
	270	10*12	40	2100	1050
	330	10*12	32	2750	1375

◆ 纹波电流修正系数 Rated Ripple Current Coefficient

频率 Frequency(Hz)	120Hz \leq f<1kHz	1kHz \leq f<10kHz	10kHz \leq f<100kHz	100kHz \leq f<500kHz
系数 Coefficient	0.05	0.30	0.70	1.00