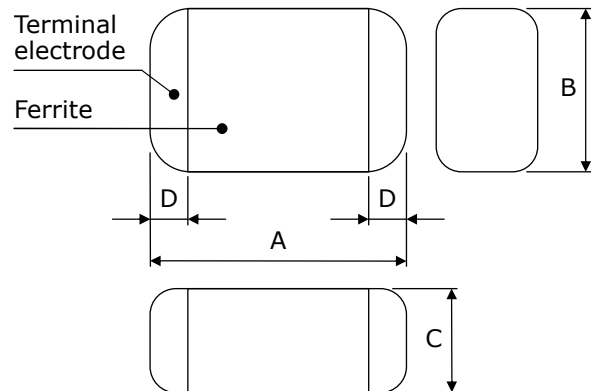


MULTILAYER CHIP INDUCTORS EFL SERIES

FEATURES

- Most compact size available without direction and easy for mounting.
- Excellent solderability and high heat resistance for either flow or reflow soldering.
- Closed magnetic circuit avoids crosstalk and is suitable for high density PCB.
- Monolithic material construction for high reliability.

DIMENSIONS

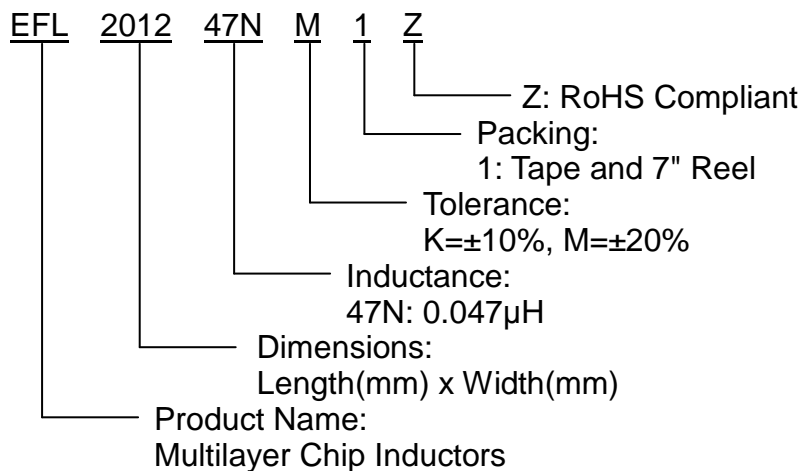


UNIT: mm

Type	A	B	C	D
EFL1608(0603)	1.6±0.15	0.80±0.15	0.8±0.15	0.1~0.5
EFL2012(0805)	2.0±0.20	1.25±0.20	※	0.2~0.8
EFL3216(1206)	3.2±0.20	1.60±0.20	※	0.4~1.0

※ See attach "product's thickness" dimensions.

PART NUMBERING SYSTEM





ECE —
The Name You Can Trust!

■ ELECTRICAL CHARACTERISTICS

◆ TYPE: EFL 1608

Part No.	Inductance (μH)	Tolerance (±%)	Q (Min.)	L, Q Test Frequency (MHz)	SRF (MHz) Min.	DC Resistance (Ω)Max.	Rating Current (mA)Max.
EFL1608-47N	0.047	M	10	50	260	0.30	50
EFL1608-68N	0.068	M	10	50	250	0.30	50
EFL1608-82N	0.082	M	10	50	245	0.30	50
EFL1608-R10	0.10	K,M	15	25	240	0.50	50
EFL1608-R12	0.12	K,M	15	25	205	0.50	50
EFL1608-R15	0.15	K,M	15	25	180	0.60	50
EFL1608-R18	0.18	K,M	15	25	165	0.60	50
EFL1608-R22	0.22	K,M	15	25	150	0.80	50
EFL1608-R27	0.27	K,M	15	25	136	0.80	50
EFL1608-R33	0.33	K,M	15	25	125	0.85	35
EFL1608-R39	0.39	K,M	15	25	110	1.00	35
EFL1608-R47	0.47	K,M	15	25	105	1.35	35
EFL1608-R56	0.56	K,M	15	25	95	1.55	35
EFL1608-R68	0.68	K,M	15	25	90	1.70	35
EFL1608-R82	0.82	K,M	15	25	85	2.10	35
EFL1608-1R0	1.0	K,M	35	10	75	0.60	25
EFL1608-1R2	1.2	K,M	35	10	65	0.80	25
EFL1608-1R5	1.5	K,M	35	10	60	0.80	25
EFL1608-1R8	1.8	K,M	35	10	55	0.95	25
EFL1608-2R2	2.2	K,M	35	10	50	1.15	15
EFL1608-2R7	2.7	K,M	35	10	45	1.35	15
EFL1608-3R3	3.3	K,M	35	10	40	1.55	15
EFL1608-3R9	3.9	K,M	35	10	35	1.70	15
EFL1608-4R7	4.7	K,M	35	10	33	2.10	15
EFL1608-5R6	5.6	K,M	35	4	22	1.55	5
EFL1608-6R8	6.8	K,M	35	4	20	1.70	5
EFL1608-8R2	8.2	K,M	35	4	18	2.10	5
EFL1608-100	10	K,M	30	2	17	1.85	3



ECE —
The Name You Can Trust!

◆ **TYPE: EFL 2012**

Part No.	Inductance (μH)	Tolerance (±%)	Q (Min.)	L, Q Test Frequency (MHz)	SRF (MHz) Min.	DC Resistance (Ω)Max.	Rating Current (mA)Max.	Product Thickness (mm)
EFL2012-47N	0.047	M	15	50	320	0.20	300	0.85±0.2
EFL2012-68N	0.068	M	15	50	280	0.20	300	0.85±0.2
EFL2012-82N	0.082	M	15	50	255	0.20	300	0.85±0.2
EFL2012-R10	0.10	K,M	20	25	235	0.30	250	0.85±0.2
EFL2012-R12	0.12	K,M	20	25	220	0.30	250	0.85±0.2
EFL2012-R15	0.15	K,M	20	25	200	0.40	250	0.85±0.2
EFL2012-R18	0.18	K,M	20	25	185	0.40	250	0.85±0.2
EFL2012-R22	0.22	K,M	20	25	170	0.50	250	0.85±0.2
EFL2012-R27	0.27	K,M	20	25	150	0.50	250	0.85±0.2
EFL2012-R33	0.33	K,M	20	25	145	0.55	250	0.85±0.2
EFL2012-R39	0.39	K,M	25	25	135	0.65	200	0.85±0.2
EFL2012-R47	0.47	K,M	25	25	125	0.65	200	0.85±0.2
EFL2012-R56	0.56	K,M	25	25	115	0.75	150	0.85±0.2
EFL2012-R68	0.68	K,M	25	25	105	0.80	150	0.85±0.2
EFL2012-R82	0.82	K,M	25	25	100	1.00	150	0.85±0.2
EFL2012-1R0	1.0	K,M	45	10	75	0.40	50	0.85±0.2
EFL2012-1R2	1.2	K,M	45	10	65	0.50	50	0.85±0.2
EFL2012-1R5	1.5	K,M	45	10	60	0.50	50	0.85±0.2
EFL2012-1R8	1.8	K,M	45	10	55	0.60	50	0.85±0.2
EFL2012-2R2	2.2	K,M	45	10	50	0.65	30	0.85±0.2
EFL2012-2R7	2.7	K,M	45	10	45	0.75	30	1.25±0.2
EFL2012-3R3	3.3	K,M	45	10	41	0.80	30	1.25±0.2
EFL2012-3R9	3.9	K,M	45	10	38	0.90	30	1.25±0.2
EFL2012-4R7	4.7	K,M	45	10	35	1.00	30	1.25±0.2
EFL2012-5R6	5.6	K,M	50	4	32	0.90	15	1.25±0.2
EFL2012-6R8	6.8	K,M	50	4	29	1.00	15	1.25±0.2
EFL2012-8R2	8.2	K,M	50	4	26	1.10	15	1.25±0.2
EFL2012-100	10	K,M	50	2	24	1.15	15	1.25±0.2
EFL2012-120	12	K,M	50	2	22	1.25	15	1.25±0.2
EFL2012-150	15	K,M	30	1	19	0.80	5	1.25±0.2
EFL2012-180	18	K,M	30	1	18	0.90	5	1.25±0.2
EFL2012-220	22	K,M	30	1	16	1.10	5	1.25±0.2
EFL2012-270	27	K,M	30	1	14	1.15	5	1.25±0.2
EFL2012-330	33	K,M	30	0.4	13	1.25	5	1.25±0.2
EFL2012-390	39	K,M	35	1	8	2.90	4	1.25±0.2



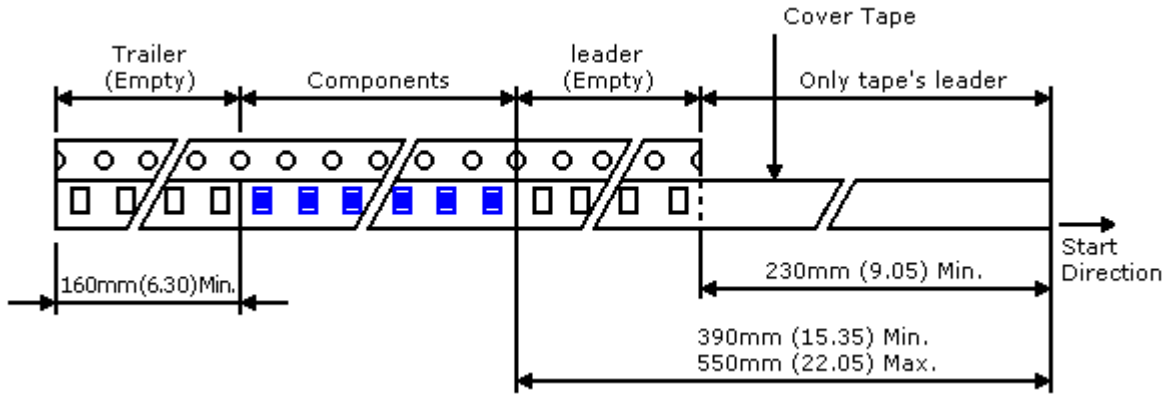
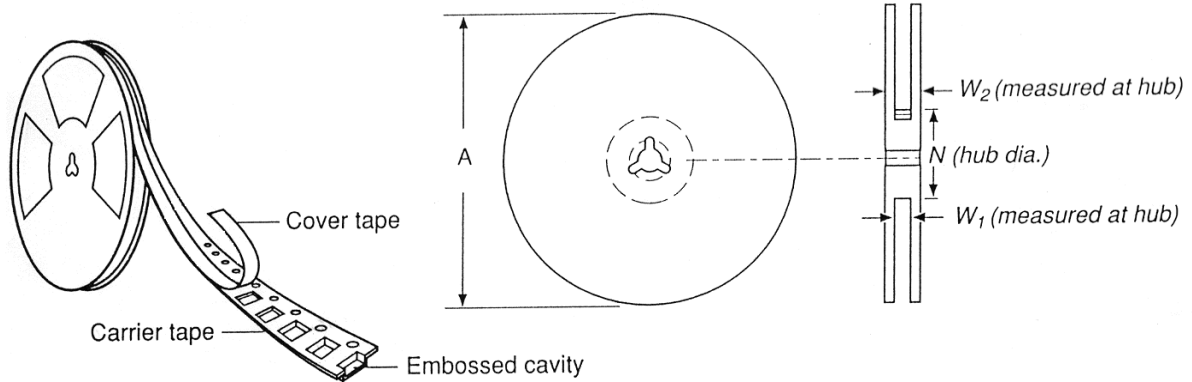
ECE —
The Name You Can Trust!

◆ **TYPE: EFL 3216**

Part No.	Inductance (μH)	Tolerance (±%)	Q (Min.)	L, Q Test Frequency (MHz)	SRF (MHz) Min.	DC Resistance (Ω)Max.	Rating Current (mA)Max.	Product Thickness (mm)
EFL3216-47N	0.047	M	20	50	320	0.15	300	1.1±0.3
EFL3216-68N	0.068	M	20	50	280	0.25	300	1.1±0.3
EFL3216-82N	0.082	M	20	50	255	0.25	300	1.1±0.3
EFL3216-R10	0.10	K,M	20	25	235	0.25	250	1.1±0.3
EFL3216-R12	0.12	K,M	20	25	220	0.30	250	1.1±0.3
EFL3216-R15	0.15	K,M	20	25	200	0.30	250	1.1±0.3
EFL3216-R18	0.18	K,M	20	25	185	0.40	250	1.1±0.3
EFL3216-R22	0.22	K,M	20	25	170	0.40	250	1.1±0.3
EFL3216-R27	0.27	K,M	20	25	150	0.50	250	1.1±0.3
EFL3216-R33	0.33	K,M	20	25	145	0.60	250	1.1±0.3
EFL3216-R39	0.39	K,M	20	25	135	0.50	250	1.1±0.3
EFL3216-R47	0.47	K,M	20	25	125	0.60	200	1.1±0.3
EFL3216-R56	0.56	K,M	20	25	115	0.70	200	1.1±0.3
EFL3216-R68	0.68	K,M	20	25	105	0.80	150	1.1±0.3
EFL3216-R82	0.82	K,M	20	25	100	0.90	150	1.1±0.3
EFL3216-1R0	1.0	K,M	45	10	75	0.40	100	1.1±0.3
EFL3216-1R2	1.2	K,M	45	10	65	0.50	100	1.1±0.3
EFL3216-1R5	1.5	K,M	45	10	60	0.50	50	1.1±0.3
EFL3216-1R8	1.8	K,M	45	10	55	0.50	50	1.1±0.3
EFL3216-2R2	2.2	K,M	45	10	50	0.60	50	1.1±0.3
EFL3216-2R7	2.7	K,M	45	10	45	0.60	50	1.1±0.3
EFL3216-3R3	3.3	K,M	45	10	41	0.70	50	1.1±0.3
EFL3216-3R9	3.9	K,M	45	10	38	0.80	50	1.1±0.3
EFL3216-4R7	4.7	K,M	45	10	35	0.90	50	1.1±0.3
EFL3216-5R6	5.6	K,M	50	4	32	0.70	25	1.1±0.3
EFL3216-6R8	6.8	K,M	50	4	29	0.80	25	1.1±0.3
EFL3216-8R2	8.2	K,M	50	4	26	0.90	25	1.1±0.3
EFL3216-100	10	K,M	50	2	24	1.00	25	1.1±0.3
EFL3216-120	12	K,M	50	2	22	1.05	15	1.1±0.3
EFL3216-150	15	K,M	35	1	19	0.70	5	1.1±0.3
EFL3216-180	18	K,M	35	1	18	0.70	5	1.1±0.3
EFL3216-220	22	K,M	35	1	16	0.90	5	1.1±0.3
EFL3216-270	27	K,M	35	1	14	0.90	5	1.1±0.3
EFL3216-330	33	K,M	35	0.4	13	1.05	5	1.1±0.3
EFL3216-390	39	K,M	40	2	11	3.00	10	1.6±0.3
EFL3216-470	47	K,M	40	2	10	3.40	10	1.6±0.3

TAPE & REEL PACKAGING

■ Packaging - Cover Tape



Reel Dimensions		
Reel type	W=8mm	W=12mm
A	Φ178mm	Φ178mm
N	Φ50mm min.	Φ50mm min.
W_1	8.4+1.5mm	12.4+2.0mm
W_2	14.4mm max.	18.4mm max.

■ Packaging Quantity

Type	Reel/Tape
100505	10000
160808	4000
201209	4000
201212	3000
321611	3000
321616	2000

Type	Reel/Tape
EWL2520	2000
EWL3225	2000
EWL4532	500
EWH0603	4000
EWH0805	2000
EWH1008	2000