

FEATURES :

- Universal Input 90~264VAC
- High Efficiency Up To 82%
- Protection: Short Circuit /Overload/Over Voltage
- Fully Encapsulated Plastic Case
- Internal Input Filter
- 3 Years Warranty
- ROHS Compliant

YUAN DEAN SCIENTIFIC



Specifications typical at TA=25°C, nominal input voltage and rated output current unless otherwise specified

Part Number	Output Wattage	Output Voltage	Output Current	Ripple & Noise	Efficiency
	(W)	(VDC)	(mA)	(mV) max (Note)	(TYP %)
GA007-S03	6.6	3.3	2000	100	70
GA007-S05	7.5	5	1500	100	75
GA007-S06	7.2	6	1200	100	75
GA007-S07	7.0	7	1000	100	75
GA007-S08	7.2	8	900	100	75
GA007-S09	7.2	9	800	100	75
GA007-S10	7.5	10	750	100	75
GA007-S12	7.5	12	625	150	80
GA007-S13	7.8	13	600	150	80
GA007-S14	7.0	14	500	150	80
GA007-S15	7.5	15	500	150	80
GA007-S16	7.2	16	450	150	80
GA007-S18	7.2	18	400	150	80
GA007-S24	7.5	24	320	240	80
GA007-S27	7.5	27	280	270	82
GA007-S36	7.2	36	200	360	85
GA007-S48	7.5	48	160	480	85
GA007-D05	7.0	±5	±700	100	72
GA007-D12	7.2	±12	±300	150	78
GA007-D15	7.5	±15	±250	150	80
GA007-D24	7.2	±24	±150	240	80
GA007-D0512	7.0	Vo1=+5, Vo2=+12	Io1=800, Io2=250	100(Vo1) 150(Vo2)	75
GA007-D0515	7.0	Vo1=+5, Vo2=+15	Io1=800, Io2=200	100(Vo1) 150(Vo2)	75
GA007-D0524	7.0	Vo1=+5, Vo2=+24	Io1=800, Io2=125	100(Vo1) 240(Vo2)	75

AC-DC Converter


GA007 SERIES

7Watt

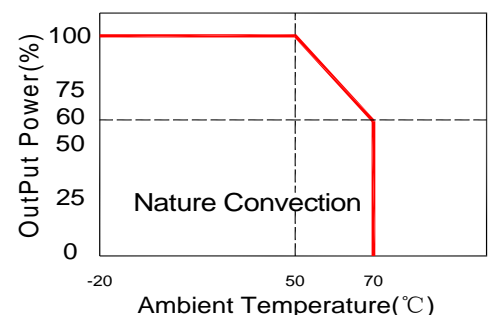
3KV Isolated

Single & Dual Output

Module



Temperature Derating Graph



www.yds.com.tw



TEL : 886-6-3842899 FAX : 886-6-3843288
E-MAIL : ydsweb@yds.com.tw

Rev:o 2017/7/4

Input Specifications

Parameters	Conditions	Min	Typ	Max	Units
Rated Input Voltage	Vo,Io nom		100~240		Vac
Voltage Range	Vo,Io nom	AC in		264	Vac
		DC in	120		370
Line frequency	Vi nom,Io nom	47	50/60	63	Hz
Inrush Current	Io nom	Vi:115VAC		10	A
		Vi:230VAC		20	A
Input Fuse	VDE/UL/CCC FUSE 2.5A/250V (Slow blow)				

Output Specifications

Parameters	Conditions	Min	Typ	Max	Units
Output Voltage Accuracy	Vi nom,Io nom (Single output)	3.3V,5V Models		±3	%
		12....48V Models		±2	%
	Dual Output			±5	%
Minimum Load	Vi nom	Single Output Models	0		%
		Dual Output Models (each output)	20		%
Line Regulation	Io nom,Vi min...Vi max		±1		%
Load Regulation	Io min~ Io nom	Single Output Models		±2	%
		Dual Output Models		±5	%
Transient Recovery time	Vi nom, Io nom= ↔→0.5 Io nom		1000		us
Protection	Over load	Above 110% rated output power			
		Protection type: Recovers automatically after fault condition is removed			
	Short circuit	Recovers automatically after fault condition is removed			
Over Voltage(Main Output)		120%-150% rated output Voltage			Protection type: Zener diode clamp

Note :
Ripple & noise is measured by using 20 MHz bandwidth, measured with a 47uf paralleled with a high-frequency 0.47uf capacitor across each output by full load.

General Specifications

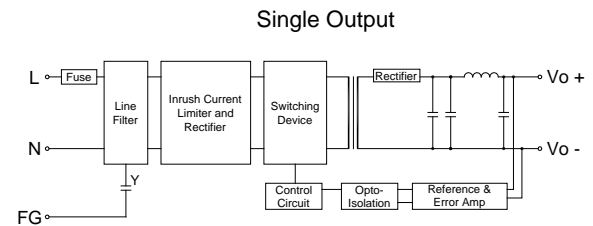
Parameters	Conditions	Min	Typ	Max	Units
Switching Frequency	Vi nom,Io nom		65		KHz
Isolation Voltage	Input / Output		3KVac/ 5mA/5Secs		
Isolation Resistance	Input / Output, @500 Vdc	100			MΩ
Operating Temperature	Operating at Vi nom,Io nom	-20		+70	°C
Derating	Vi nom,Io nom +51 to 71°C			2	%/°C
Storage Temperature	Non Operational	-40		+85	°C
Relative Humidity	Vi nom,Io nom			95	% RH
Dimension	L53.34x W41.28 x H20.32mm L2.1x W1.63 x H0.8 inches				
Cooling	Free air convection				

Part Number

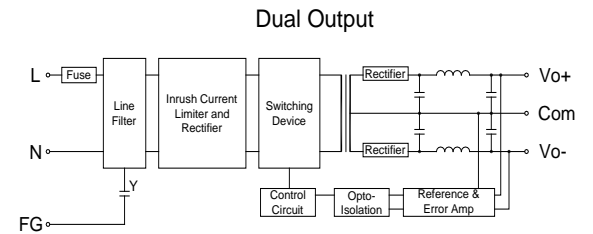
G A 007 - S 03
A B C D E

A: Series
B: Package
C: Output Watt
D: Single (S) Dual (D)
E: Output Voltage

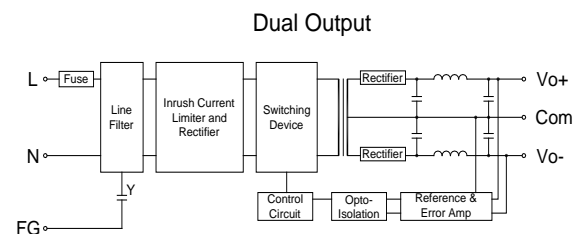
Circuit Schematic(1)



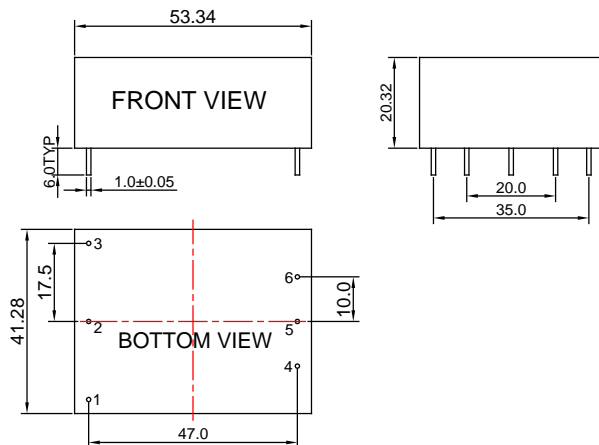
Circuit Schematic(2)



Circuit Schematic(3)



Markings and Dimensions



PIN	Model		
	Single	Dual	Dual
1	FG	FG	FG
2	ACN	ACN	ACN
3	ACL	ACL	ACL
4	-Vo	-Vo	+Vo2
5	NO PIN	Com	Com
6	+Vo	+Vo	+Vo1

Unit : mm Unless otherwise specified, all tolerances are ± 0.50