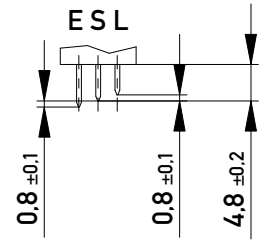
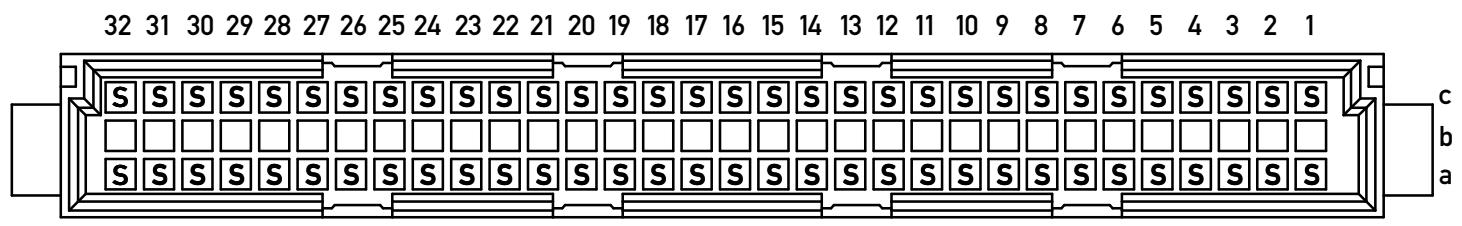


Stecklänge / mating length



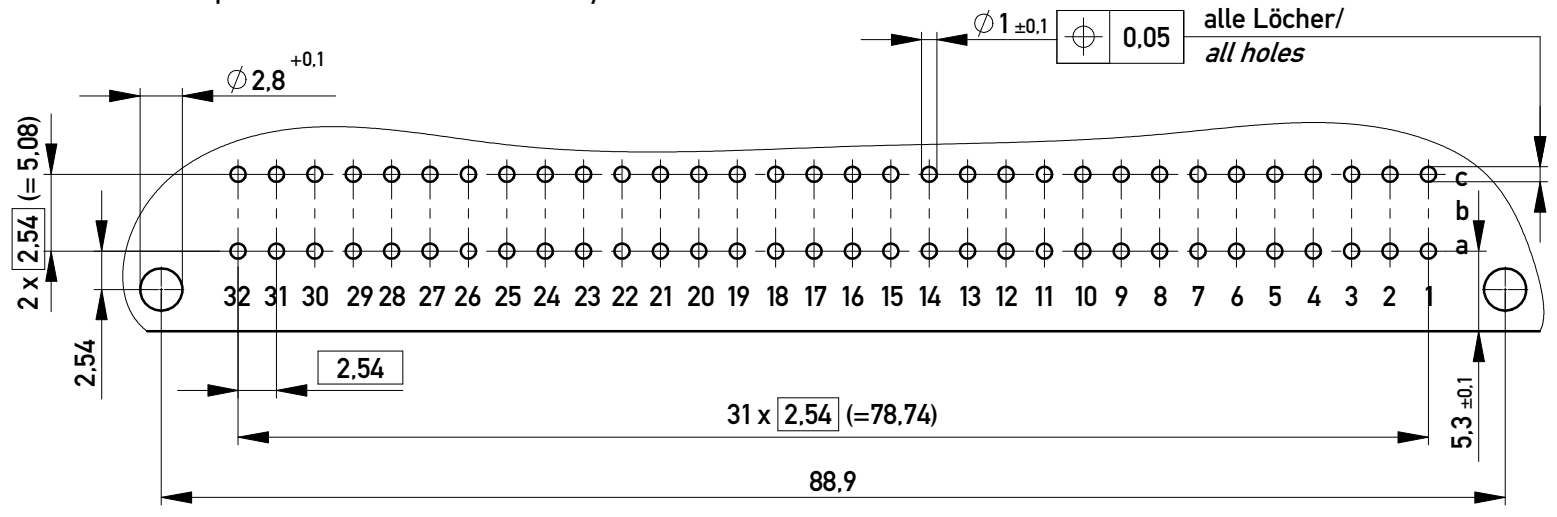
E = early mate, late break / voreilend
 S = standard
 L = late mate, early break / nacheilend

Bestückungsplan / contact layout



Isolierwerkstoff / housing material : PBT GF 30
 Bauart 4 / type 4
 Anforderungsstufe 2 = 400 Steckzyklen / performance class 2 = 400 mating cycles
 Fehlende Maße und Angaben nach IEC 60 603-2 / DIN EN 60 603-2
 Missing information and dimensions per IEC 60 603-2 / DIN EN 60 603-2
 Lötanschluss 0,6x0,6mm / solder terminal 0,6x0,6mm

Leiterplatten-Lochbild / PCB drillhole pattern



Information:		Tolerances	Scale 2:1				
All rights reserved. Only for Information. To ensure that this is the latest version of this drawing, please contact one of the ERNI companies before using.		All Dimensions in mm	Designation				
Subject to modification without prior notice. Drawing will not be updated.		www.ERNI.com	Messerleiste C 64 Löt Male Connector C64 solder				
<table border="1"> <tr> <td>c</td> <td>19.07.2016</td> </tr> <tr> <td>Index</td> <td>Date</td> </tr> </table>			c	19.07.2016	Index	Date	100103210152
c	19.07.2016						
Index	Date						
Class		STVC					

Copyright by ERNI Production GmbH & Co. KG
 Proprietary notice pursuant to ISO 16016 to be observed.