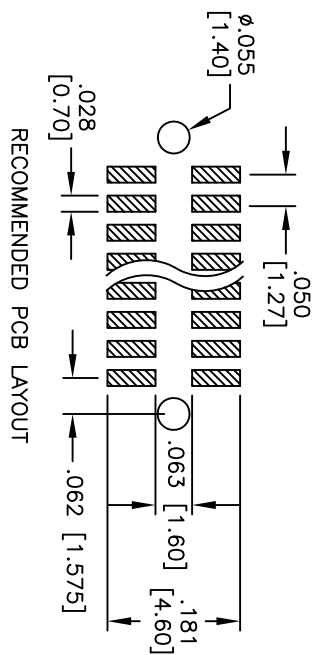
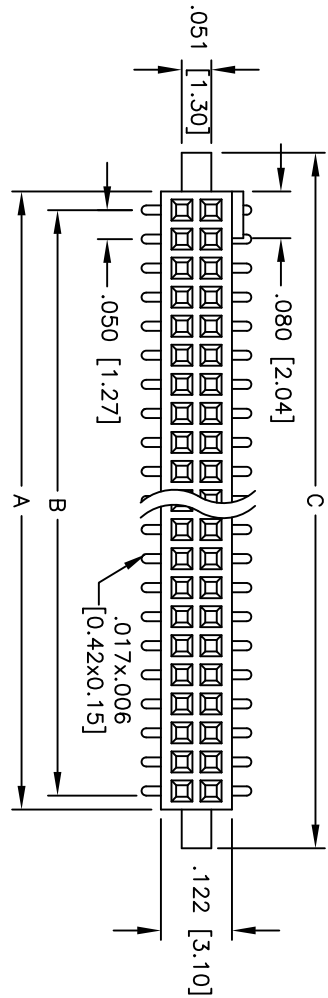
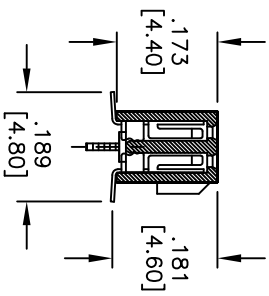
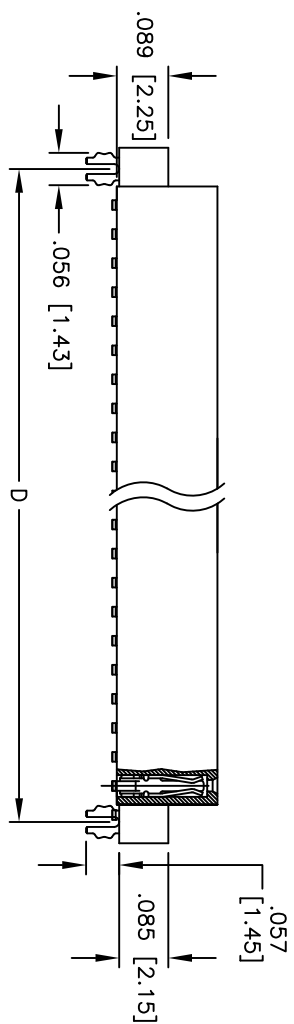


Rev	AWO #	Description	Date	Appr
-		RELEASED	8/18/10	

APPROVED: \_\_\_\_\_  
 DATE: \_\_\_\_\_ TITLE: \_\_\_\_\_



RECOMMENDED PCB LAYOUT



**SPECIFICATIONS:**

Material: Insulator: LCP, rated UL 94V-0  
 Insulator color: Black  
 Contacts: Phosphor Bronze  
 Plating: Gold flash over Nickel underplate on contact area, Tin over Copper underplate on SMT tails

Electrical: Current rating: 1 Amp max.  
 Contact resistance: 20 mohms max. initial  
 Insulation resistance: 1,000 Mohms min.  
 Dielectric withstanding voltage: 300 VAC for 1 minute

Temperature Rating: Operating temperature: -40°C to +105°C

Environmental: Lead free, RoHS compliant  
 Recommended soldering temp: 260°C for 5 seconds



Positions: 8 thru 100  
 A = .050 [1.27] x No. of Positions per row + .014 [0.35]  
 B = .050 [1.27] x No. of Spaces  
 C = .050 [1.27] x No. of Positions per row + .148 [3.75]  
 D = .050 [1.27] x No. of Positions per row + .074 [1.88]

UNLESS OTHERWISE SPECIFIED  
 ALL DIMENSIONS ARE INCHES [MM]  
 TOLERANCES: EXCEPT AS NOTED

INCHES	HOLDS
.X ± .10	ØX ± .10
.XX ± .020	ØXX ± .015
.XXX ± .015	ØXXX ± .010

**ADAM TECH**  
 909 Rahway Avenue, Union, NJ 07083  
 Phone: 908-687-5000 Fax: 908-687-5710

APPROVALS	DATE	TITLE
DRAWN	DY	8/18/10
CHECKED		
APPROVED		

SIZE	PART NO.	REV.
X	HFH-XX-SG-SMT-NP-BL	-

REF: S00032T SCALE: NTS SHEET 1 OF 1