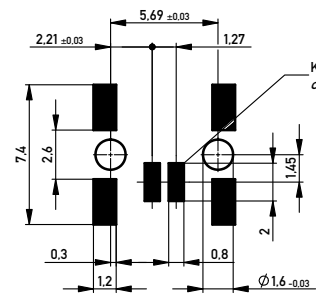


Leiterplatten-Layout für SMT
PCB-Layout for SMT



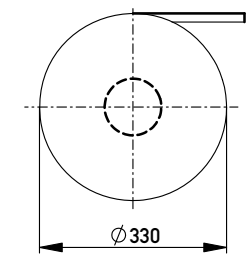
Anforderungsstufe 1
Performance Level 1

Kontaktbereich vergoldet
Mating Area gold plating

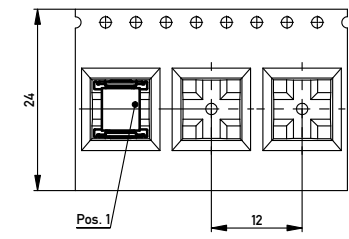
Anschlussbereich verzinkt 4-6 µm
Terminal Area 4-6 µm tin plating

Koplanarität der Anschlüsse ≤ 0,1 mm
Coplanarity Area of Termination ≤ 0,1 mm

Verpackt im Gurt nach DIN IEC 60286-3
Tape on Reel Packaging according to DIN IEC 60286-3
Verpackungseinheit: 650 Stück
Packaging unit: 650 pcs



Abspulrichtung - Reel off Direction →



Für die Anforderung nach PG 9 der LV214
(Koshiri-Sicherheit)
For the requirement of the LV214 PG 9
(Koshiri-security)

Information:	Tolerances		Scale	5:1
All rights reserved. Only for Information. To ensure that this is the latest version of this drawing, please contact one of the ERNI companies before using.	Subject to modification without prior notice. Drawing will not be updated.	www.ERNI.com	Designation	
			M 1,27 SRC P, 2-polig KS M 1,27 SRC P, 2-pin KS	
Index	Date	Class	SRCP	474125 I A2

Copyright by ERNI GmbH
Proprietary notice pursuant to ISO 10000 to be observed