

Dialight



VEHICLE SLIM LIGHT SERIES



Frosted Lens Version



FEATURES / BENEFITS

- ▲ Ultra slim design, less than 1/2" (13mm) high
- ▲ 70% lumen maintenance @ 50,000+ hr life @ 25°C ambient temperature
- ▲ Low energy use, no IR or UV emissions
- ▲ Modular "quick connect" system for easy installation
- ▲ Designed for even LED spacing over linear runs, no hotspots or dark spots between fixtures
- ▲ Cool to touch, suitable for direct mounting on flammable surfaces
- ▲ Onboard constant current driver with low voltage input
- ▲ ETL listed to UL standards for dry locations
- ▲ Utilizes the latest high efficiency LED technology

APPLICATIONS

The VSM light has been designed for use in a wide range of interior bus and van lighting applications, areas which benefit from its ultra slim profile, low energy and long operating life. With their slim modular design, the slim lights can be mounted in a variety of combinations and positions to offer the best light output. Offering a superior light output and sleek and slim design, the VSM lights are a perfect solution for interior lighting applications.

OPERATING CONDITIONS

- ▲ Ambient temperature -20°C to +40°C (-4°F to +104°F)
- ▲ Input voltage 10-30VDC. Use only class 2 power supplies
- ▲ Power consumption 5.3W per module
Does not include power supply losses
- ▲ Max # of modules connected per run = 20. Up to 16 modules can be operated on a 100W power supply

MATERIALS/FINISH

- ▲ Anodized aluminum module base with polycarbonate lens
- ▲ Plug & play connector system
- ▲ Onboard constant current driver
- ▲ 4 high output 1W LEDs per module
- ▲ 20AWG, PTFE cable - UL rated E213967, 300V, 80°C

ORDERING INFORMATION

Part Number	LED Color	Typical CCT	Min Luminous Flux per Module (lumens)	Typical Luminous Flux per Module (lumens)
VSM-CF-36L-5N	Cool White	5000K	288	342
VSM-NF-36L-5N	Neutral White	4100K	242	288

LED data is LED manufacturers test data at 25°C Tj. Light output at max acceptable ambient temp will be approximately 15-20% lower depending on the thermal conductivity of the mounting surface. Clear lens will reduce fixture light output by additional 8-10%, and frosted lens by additional 30%.

Connectors (sold separately)

CL2-E2E = End to end module connector

CL2-FLEX = 63mm / 2.5" flexible end to end connector

CL2-EXTEND = 952mm / 37.5" flexible end to end connector

CL2-START = 3m / 9' 10" start cable (power supply to first module)

CL2-END = End plug

Dialight Corporation

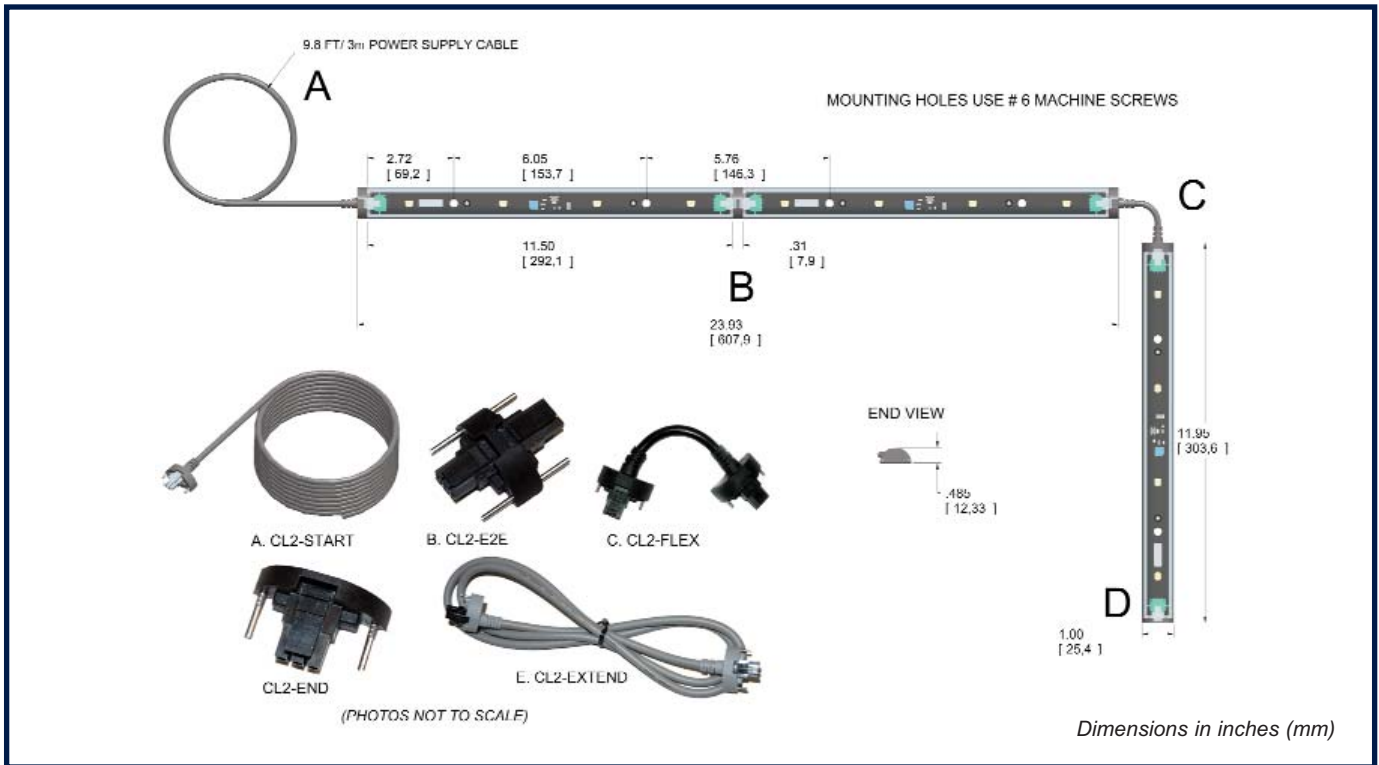
1501 Route 34 South • Farmingdale, NJ 07727 USA

Tel: (1) 732-919-3119 • Fax: (1) 732-751-5778 • www.dialight.com



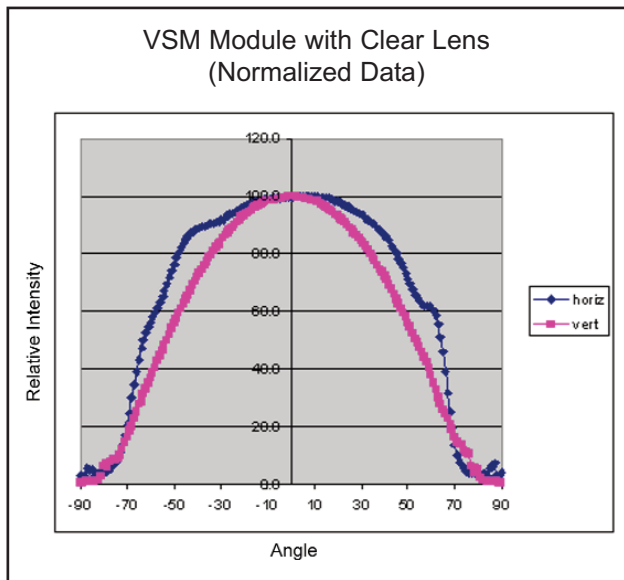
MDTBVSMCL2_A

MECHANICAL DIMENSIONS




Total power consumption of modules should not exceed rating of power supply

PHOTOMETRIC DATA



IES 32 files available - consult factory



Dialight reserves the right to make changes at any time in order to supply the best product possible.

Dialight Corporation

1501 Route 34 South • Farmingdale, NJ 07727 USA

Tel: (1) 732-919-3119 • Fax: (1) 732-751-5778 • www.dialight.com



MDTBVSMCL2_A