

■ Features

- Sub-miniature, low profile
- Excellent performance by choice of contact materials
- Available saeled or with dust cover
- UL Class B insulation standard



ULE155513
C-ULE155513

■ Coil Rating (20°C)

Nominal Voltage (VDC)	Resistance ($\bar{w} \pm 10\%$)	Nominal Current (mA)	Must Operate Voltage Max. (V)	Must Release Voltage Min. (V)
5	70	71	4	0.5
6	100	60	4.8	0.6
9	220	41	7.2	0.9
12	400	30	9.6	1.2
24	1600	15	19.2	2.4

■ Specifications

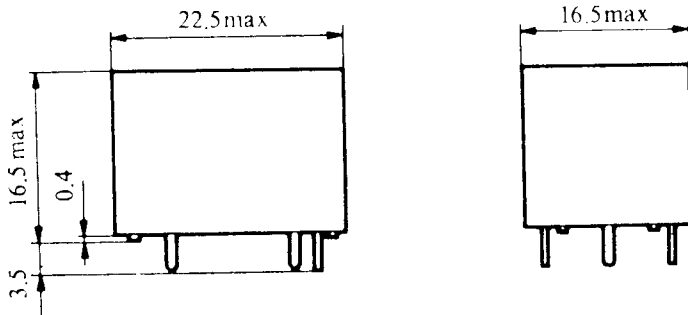
Arrangement	1 Form A, 1 Form C			
Material Code	Nil	C	C1	S
Rated Load	220VAC	3A	5A	7A
	120VAC	5A	10A	TV-5
	28VDC	5A	10A	
Material	Ag	AgCdO	AgCdO	AgSnO ₂
Min. Load	100 mA, 12 VDC			
Initial Resistance	100 m \bar{w} , at 100 mA, 6 VDC			
Service Life	Mechanical	10 ⁷ operations at operating frequency of 300 ops/min		
	Electrical	10 ⁵ operations at rated load except 2.5 x 10 ⁴ operations for TV-5		
Operate Time	8ms, Max.			
Release Time	5 ms, Max.			
Insulation Resistance	100 M \bar{w} , min. at 500 VDC, 50% RH			
Dielectric Strength	1500 Vrms, 1 min. coil to contacts;			
	1000 Vrms, 1 min. contact to contact			
Shock Resistance	10 g, 11 ms, functional; 100 g, destructive			
Vibration Resistance	DA 1.5 mm, 10-55 Hz, functional			
Power Consumption	0.36 W			
Ambient Temperature	-40°C to +70°C operating; 140°C to +130°C storage			
Weight	13 g approx.			

■ **UL/CSA CONTACT RATINGS**

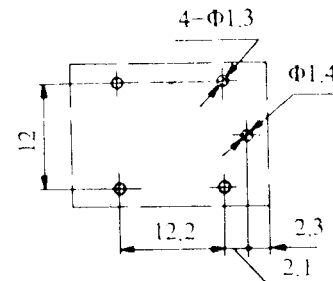
MATERIAL CODE	C	10A, 120VAC, RESISTIVE 1/4 HP, 120VAC 10A, 28VDC 10A, 12VDC, TUNGSTEN
	S	TV-5, 120VAC (NO)

■ **Dimensions**

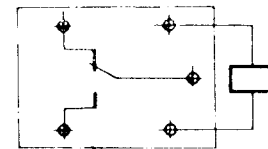
Overall Dimensions



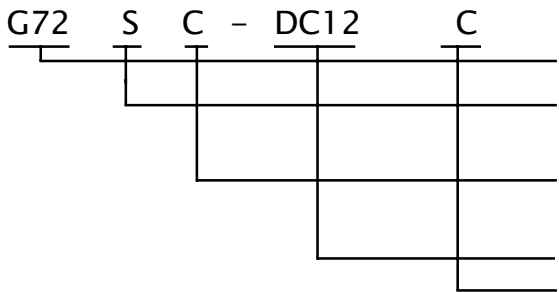
Opening



Wiring



■ **How to order**



Model

Enclosure: S = Sealed

D = Dust Cover (Flux-Tite)

Contacts; A = SPST-No

C = SPDT

Coil Voltage: DC 5, 6, 9, 12, 24

Contact Material/Ratings:

Blank = Ag 5A @ 28VDC/120VAC

C = AgCdO 10A @ 28VDC/120VAC

C1 = AgCdO 7A @ 220VAC

S = AgSnO₂ TV-5