


CTCDRH2D11 Series

From 1.5 μH to 47 μH



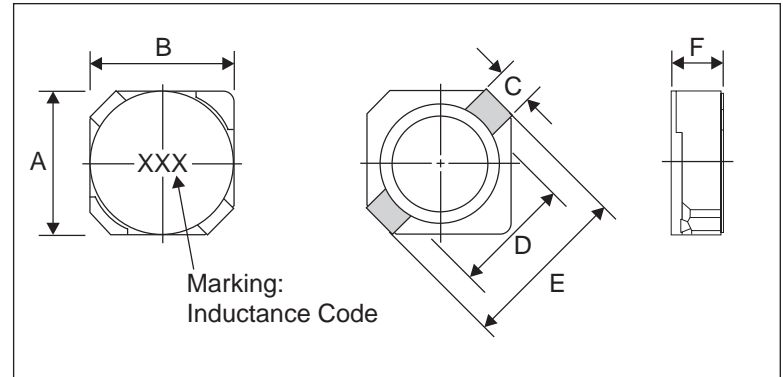
SPECIFICATIONS

Part are available in $\pm 30\%$ tolerance only
 CTCDRH2D11E Please specify "F" for RoHS Compliant

Part Number	Inductance (μH)	L Test Freq. (kHz)	DCR Max. (m Ω)	Saturation Current (A)	Temp. Rise Current Typ. (A)
CTCDRH2D11_1R5N	1.5	100	95	0.90	1.45
CTCDRH2D11_2R2N	2.2	100	121	0.64	1.27
CTCDRH2D11_3R3N	3.3	100	160	0.60	1.02
CTCDRH2D11_4R7N	4.7	100	206	0.50	0.88
CTCDRH2D11_6R8N	6.8	100	304	0.40	0.80
CTCDRH2D11_100N	10	100	470	0.34	0.60
CTCDRH2D11_120N	12	100	512	0.30	0.50
CTCDRH2D11_150N	15	100	610	0.24	0.48
CTCDRH2D11_180N	18	100	691	0.23	0.46
CTCDRH2D11_220N	22	100	843	0.22	0.43
CTCDRH2D11_330N	33	100	1460	0.21	0.32
CTCDRH2D11_470N	47	100	2250	0.20	0.30

PHYSICAL DIMENSIONS

Size	A Max.	B Max.	C	D	E	F Max.
mm	3.2	3.2	1.0	2.1	4.3	1.3
inches	0.126	0.126	0.04	0.08	0.169	0.051



CHARACTERISTICS

Description: SMD (shielded) power inductor

Applications: Power supplies for VTR, OA equipment, LCD televisions, PC notebooks, portable communication equipment, DC/DC converters, etc.

Operating Temperature: -30°C to $+100^{\circ}\text{C}$

Saturation Current: The current when the inductance becomes 35% lower than its nominal value. ($T_a=20^{\circ}\text{C}$)

Temp. Rise Current (Typ.): The actual current when the temp. of coil becomes $\Delta T=40^{\circ}\text{C}$. ($T_a=20^{\circ}\text{C}$)

Inductance Tolerance: $\pm 30\%$

Testing: Tested on a HP4285A at 100 KHz , 0.25Vrms , 0Adc

Packaging: Tape & Reel

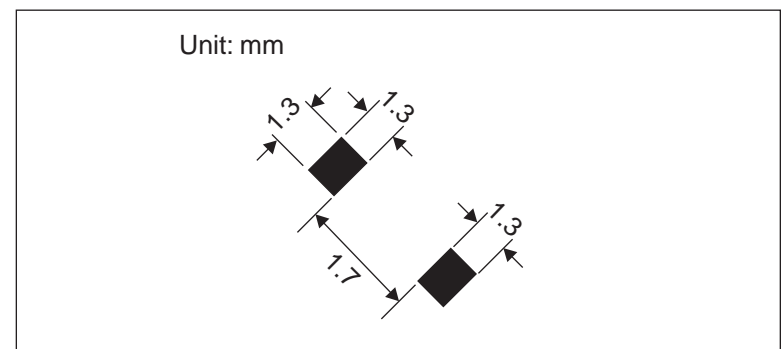
Marking: Parts are marked with inductance code.

Miscellaneous: RoHS Compliant available

Additional Information: Additional electrical & physical information available upon request

Samples available. See website for ordering information.

PAD LAYOUT



11.18.05