




## ADSL Transformers for Alcatel Chipsets

### Features

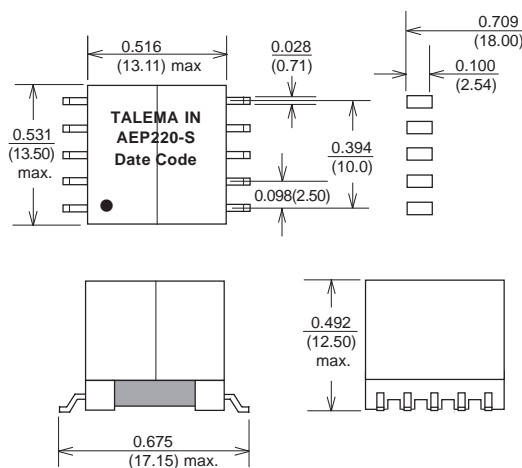
- complies with ANSI and ETSI requirements
- matched to Alcatel's MTK-20130, MTK-20131, MTK-20140, MTK-20141, MTK-20150, MTK-20152 & MTK-20450 chipsets
- very low THD
- 1500V minimum isolation
- all materials approved to UL94V-0
- excellent quality at competitive price due to high volume production
- manufactured in ISO-9001:2000, TS-16949:2002 and ISO-14001:2004 certified Talema facility
- fully RoHS compliant and meets lead free reflow level J-STD-020C



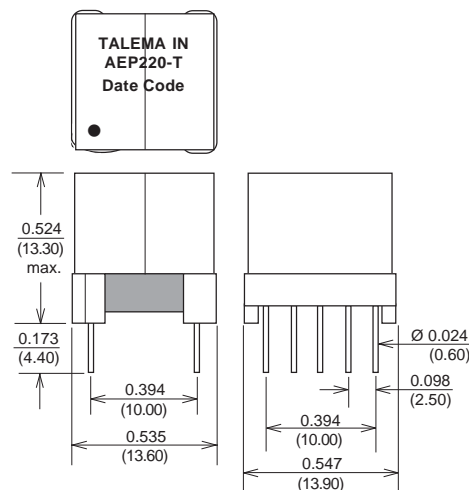
### Electrical Specifications @ 25°C • Operating Temperature -40° to +85°C

Part Number	Package	IC	Driver	Turns Ratio ±2% Line : IC	L <sub>p</sub> (µH) ±10%	L <sub>L</sub> (µH) Max	C <sub>ww</sub> (pF) Max	DCR (Ohms) Max Line / IC	THD (Linearity) Typical	Longitudinal Balance Min	Insertion Loss Max	Freq. Response Max	Isolation Voltage (Vrms)
AEP210-T	TH	MTK20130/140/150 CO MTK20450 CO/CPE		2 : 1	410	8	50	0.90 / 0.50	-72dB 20kHz	-40dB 30kHz-1.1MHz	1.0dB 100kHz - 1.1MHz	1.5dB 30kHz - 1.1MHz	1500
AEP210-S	SMD												
AEP220-T	TH	MTK20130/ 140/141/150/152 CPE		1 : 1	480	5	50	1.25 / 1.35	-72dB 10kHz	-40dB 30kHz-1.1MHz	1.0dB 100kHz - 1.1MHz	1.5dB 30kHz - 1.1MHz	1500
AEP220-S	SMD												
AEP230-T	TH	MTK20130/140/150 CO MTK20450 CO/CPE		2 : 1	410	8	50	0.90 / 0.50	-72dB 20kHz	-40dB 30kHz-1.1MHz	1.0dB 100kHz - 1.1MHz	1.5dB 30kHz - 1.1MHz	1500
AEP230-S	SMD												

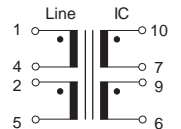
#### Package "S"



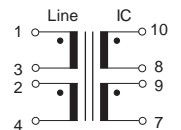
#### Package "T"



#### Schematic AEP210-S & T



#### AEP220-S & T AEP230-S & T



Dimensions: Inches(Millimeters)  
 Tolerance: ±0.010 (0.25)


Weight: 6.8 grams



## ADSL Transformer for Alcatel Chip Sets

### Features

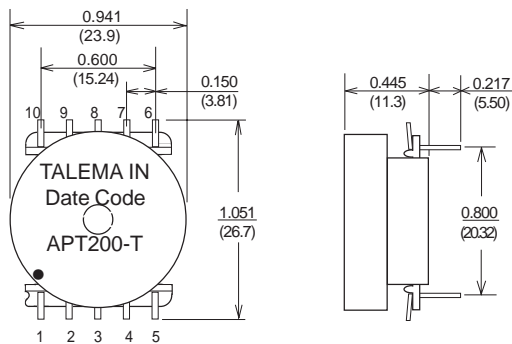
- complies with ANSI and ETSI requirements
- matched to Alcatel's MTK-20131 chipset
- very low THD
- 2000V minimum isolation
- all materials approved to UL94V-0
- excellent quality at competitive price due to high volume production
- manufactured in an ISO-9001:2000, TS-16949:2002 and ISO-14001:2004 certified Talema facility
- fully RoHS compliant



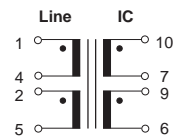
### Electrical Specifications @ 25°C • Operating Temperature -40° to +85°C

Part Number	IC Driver	Turns Ratio ±2% Line : IC	L <sub>p</sub> (μH) ±5%	L <sub>L</sub> (μH) Max	DCR (Ohms Max) Line / IC	THD (Linearity) Typical	Frequency Response Max	Isolation Voltage (Vrms)
APT200-T	MTK-20131 CPE	1:1	440	15	0.30 / 1.20	-70dB 40kHz	3dB 40kHz - 2MHz	2000

### Package and Outline



### Schematic



Dimensions: Inches (Millimeters)  
Tolerance: ±0.010 (0.25)

Weight: 18.0 grams

## Sales & Marketing, Design and Manufacturing Facilities

<http://www.talema-nuvotem.com>

### Eastern Europe & Czech Republic

NT MAGNETICS s.r.o.  
Chebská 27  
322 00 Plzeň  
Tel: Int. + 420 37 - 744 9303  
Fax: Int. + 420 37 - 744 3697  
Email: [talema@talema.cz](mailto:talema@talema.cz)

### Germany

TALEMA ELEKTRONIK GMBH  
Sembdnerstr. 5, Postfach 2523  
82110 Germering  
Tel: Int. + 49 89 - 841 00 - 0  
Fax: Int. + 49 89 - 841 00 25  
Email: [info@talema.de](mailto:info@talema.de)

### Ireland

NUVOTEM TEO.  
Crollý  
Co. Donegal  
Tel: Int. + 353 74 - 954 8666  
Fax: Int. + 353 74 - 954 8139  
Email: [info@nuvotem.com](mailto:info@nuvotem.com)

### India

TALEMA ELECTRONIC PVT. LTD.  
Opposite the SIDCO Industrial Estate  
Gins Towers  
4/5S.H/1, Omalur Main Road  
Salem - 636 004, Tamil Nadu  
Tel: Int. + 91 427 - 244 1325  
Fax: Int. + 91 427 - 243 0034  
E-mail: [talema@talemaindia.com](mailto:talema@talemaindia.com)

THE TALEMA GROUP • Magnetic Components for ISDN / xDSL / LAN Data Communications