


**Data sheet | Item number: 289-619**

Interface module; Pluggable connector per DIN 41651; 64-pole; Triple-deck PCB terminal blocks; in mounting carrier; 2,50 mm<sup>2</sup>

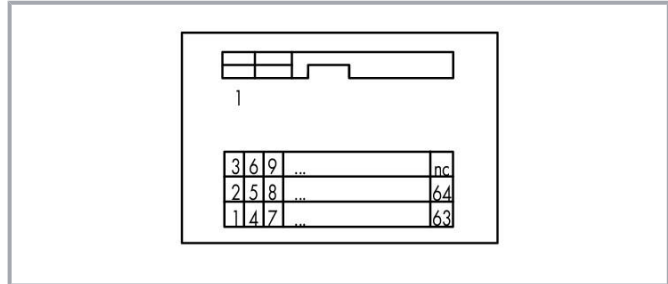


[www.wago.com/289-619](http://www.wago.com/289-619)



 Picture differs from the item.

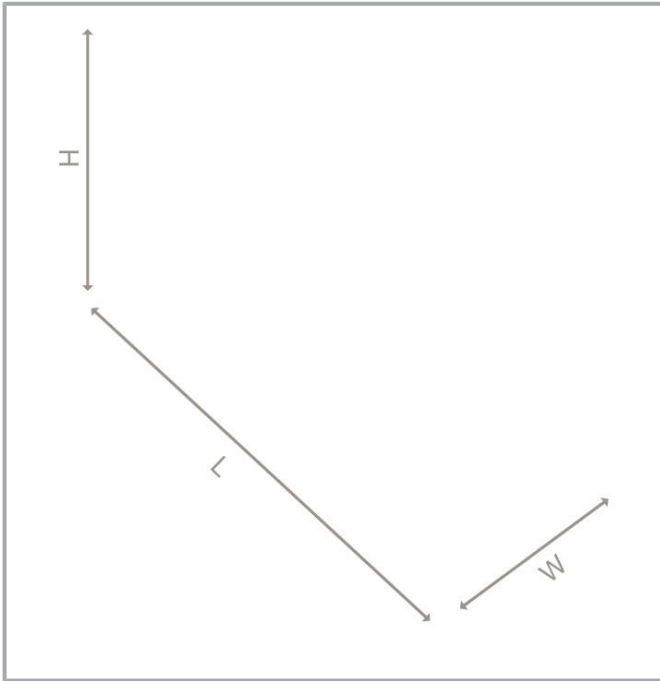
Similar to picture



Subject to changes. Please also observe the further product documentation!

WAGO GmbH & Co. KG  
Hansastr. 27  
32423 Minden  
Phone: +49571 887-0 | Fax: +49571 887-169  
Email: [info.de@wago.com](mailto:info.de@wago.com) | Web: [www.wago.com](http://www.wago.com)

Do you have any questions about our products?  
We are always happy to take your call at +49 (571) 887-44222.



## Data

### Electrical data

Operating voltage	$\leq 100 \text{ VAC}; \leq 125 \text{ VDC}$
Nominal current	1 A

### Safety and protection

Rated voltage	100 V
Rated surge voltage	0.8 kV
Pollution degree	2
Protection type	IP20

### Connection data

Pole No.	64
Connection type (1)	System
Pluggable connectors	DIN 41651 male connector
Mating direction	vertical
Connection type 2	Field
Pole number 2	64
Design 2	PCB terminal blocks (triple-deck)

Subject to changes. Please also observe the further product documentation!



Connection technology 2	CAGE CLAMP®
WAGO Connector 2	WAGO 737 Series
Solid conductor 2	0.08 ... 2.5 mm <sup>2</sup> / 28 ... 12 AWG
Fine-stranded conductor 2	0.08 ... 2.5 mm <sup>2</sup> / 28 ... 12 AWG
Strip length 2	5 ... 6 mm / 0.2 ... 0.24 inch
Note (conductor cross-section)	12 AWG: THHN, THWN
Performance level	3 / 50 mating cycles

### Physical data

Width	114 mm / 4.488 inch
Height	85 mm / 3.346 inch
Depth from upper edge of DIN-rail	62 mm / 2.441 inch

### Mechanical data

Mounting type	DIN-35 rail
Housing design	Mounting carrier

### Material data

Contact material (connector)	Au over Ni
Fire load	1.268 MJ
Weight	170.3 g

### Environmental requirements

Surrounding air temperature (operation)	-20 ... 55 °C
Surrounding air temperature (storage)	-40 ... 70 °C
Relative humidity	85% (non-condensing)

### Commercial data

Product Group	6 (Interface Electronics)
PU (SPU)	3 (1) Stück
Packaging type	box
Country of origin	DE
GTIN	4045454329877
Customs tariff number	85366990990

Subject to changes. Please also observe the further product documentation!

WAGO GmbH & Co. KG  
 Hansastr. 27  
 32423 Minden  
 Phone: +49571 887-0 | Fax: +49571 887-169  
 Email: [info.de@wago.com](mailto:info.de@wago.com) | Web: [www.wago.com](http://www.wago.com)

Do you have any questions about our products?  
 We are always happy to take your call at +49 (571) 887-44222.

## Optional accessories

### Marking accessories

#### Marking strip



**Item no.: 709-196**

Marking strips; for laser printer; translucent

[www.wago.com/709-196](http://www.wago.com/709-196)



**Item no.: 709-178**

Marking strips; on reel; 7.5 mm wide; not stretchable; plain; snap-on type; white

[www.wago.com/709-178](http://www.wago.com/709-178)



**Item no.: 709-177**

Marking strips; on reel; 7.5 mm wide; not stretchable; plain; snap-on type; translucent

[www.wago.com/709-177](http://www.wago.com/709-177)

### Tool

#### Operating tool



**Item no.: 210-720**

Operating tool; Blade: 3.5 x 0.5 mm; with a partially insulated shaft; multicoloured

[www.wago.com/210-720](http://www.wago.com/210-720)

## Downloads

### Documentation

#### Bid Text

289-619 X81 - Datei	2019. 2. 19.	xml 3.5 kB	Download
289-619 doc - Datei	2015. 2. 9.	doc 26.1 kB	Download

#### Instruction Leaflet

pdf  
1.3 MB  
Download

#### Additional Information

Disposal; Electrical and electronic equipment, Packaging	V 1.0.0	pdf 265.8 kB	Download
----------------------------------------------------------	---------	-----------------	----------

## CAD/CAE-Data

### CAE data

Subject to changes. Please also observe the further product documentation!

WAGO GmbH & Co. KG  
Hansastr. 27  
32423 Minden  
Phone: +49571 887-0 | Fax: +49571 887-169  
Email: [info.de@wago.com](mailto:info.de@wago.com) | Web: [www.wago.com](http://www.wago.com)

Do you have any questions about our products?  
We are always happy to take your call at +49 (571) 887-44222.

EPLAN Data Portal 289-619	<a href="#">URL</a>	<a href="#">Download</a>
WSCAD Universe 289-619	<a href="#">URL</a>	<a href="#">Download</a>
ZUKEN Portal 289-619	<a href="#">URL</a>	<a href="#">Download</a>
<b>CAD data</b>		
2D/3D Models 289-619	<a href="#">URL</a>	<a href="#">Download</a>


## Environmental Product Compliance

### Compliance Search


Environmental Product Compliance 289-619	<a href="#">URL</a>	<a href="#">Download</a>
Interface module; Pluggable connector per DIN 41651; 64-pole; Triple-deck PCB terminal blocks; in mounting carrier; 2,50 mm <sup>2</sup>		

## Installation Notes

### Inserting a conductor




Conductor termination – screwdriver actuation parallel to conductor entry




Conductor termination – screwdriver actuation perpendicular to conductor entry

### Installation

Subject to changes. Please also observe the further product documentation!



Snapping a module onto DIN-rail.



Removing a module from the DIN-rail.

Subject to changes. Please also observe the further product documentation!