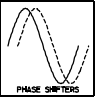


PSEF-3E Series

PHASE SHIFTERS

10 to 500 MHz / 0° to 180° / 10% Bandwidth / Voltage Controlled / Hi-Rel Flatpack



PRINCIPAL SPECIFICATIONS

Model Number	Center Frequency, f_0 , MHz	Usable Bandwidth
PSEF-3E-***B	10 to 500	$f_0 \pm 5\%$

For complete Model Number replace *** with desired Center Frequency, f_0 in MHz.

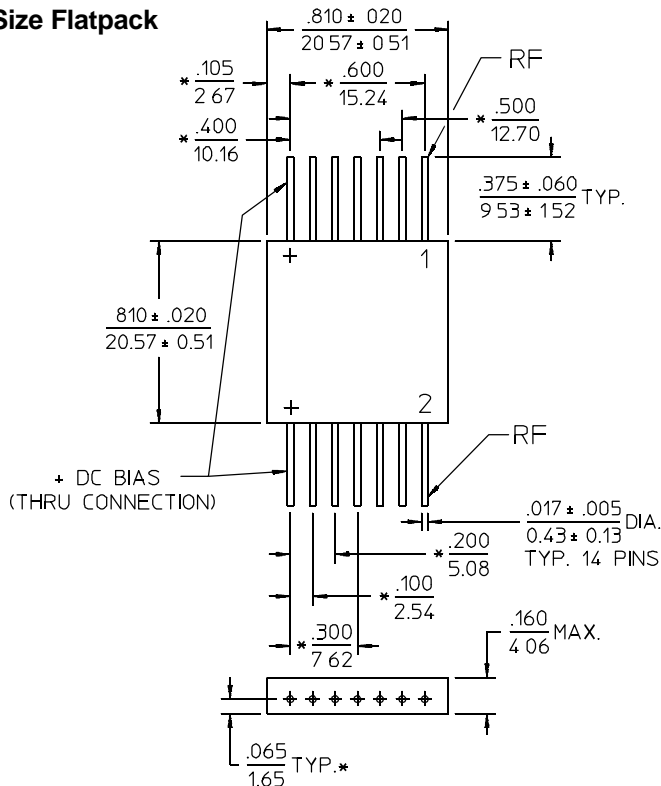
GENERAL SPECIFICATIONS

Insertion Loss:	1.5 dB max.
Impedance:	50 Ω nom.
VSWR:	1.6:1 max.
Phase Shift Range:	180° min. @ f_0
Phase Stability:	0.1°/°C typ.
Control Voltage:	0.5 to +15V typ*.
Modulation Rate:	Varies with f_0
Input Power:	0 dBm max.**
Weight, nominal:	0.32 oz (9 g)
Operating Temp:	-55° to +85°C

*For full control range. Maximum allowable is 30 V.

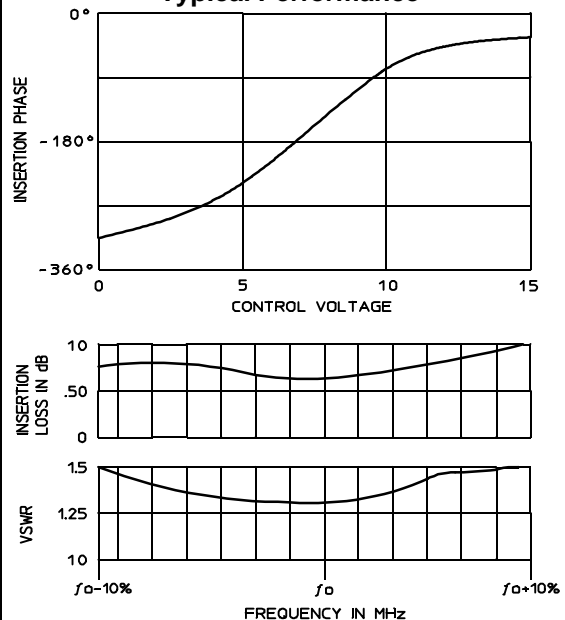
**Unit may be operated at +10 dBm in reduced control range of 1.5 - 15 V. (30 V no damage.)

E-Size Flatpack



- NOTES:
1. Tolerance on 3 place decimals $\pm .010(.25)$ except as noted.
 2. Dimensions in inches over millimeters.
 3. Dimensions marked with * apply only at body.
 4. All unmarked pins are case ground.

Typical Performance



General Notes:

1. The PSEF-3E series of phase shifters provides continuously variable phase shift across a range of 0° to 180° with the application of a control voltage of 0 to +15V. Similar phase shifters are available in a variety of other packages.
2. These units are designed for high reliability and can be supplied screened to meet specific military and space applications.

15Feb96