

Radiation Hardened CMOS Dual DPST Analog Switch

HS-302RH, HS-302EH

Intersil's Satellite Applications Flow™ (SAF) devices are fully tested and guaranteed to 100kRAD Total Dose. These QML Class T devices are processed to a standard flow intended to meet the cost and shorter lead-time needs of large volume satellite manufacturers, while maintaining a high level of reliability.

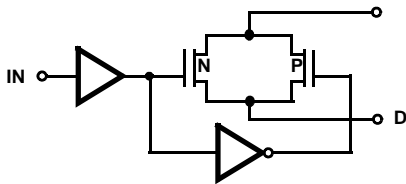
The HS-302RH, HS-302EH analog switch is a monolithic device fabricated using Radiation Hardened CMOS technology and the Intersil dielectric isolation process for latch-up free operation. Improved total dose hardness is obtained by layout (thin oxide tabs extending to a channel stop) and processing (hardened gate oxide). These switches offer low-resistance switching performance for analog voltages up to the supply rails. "ON" resistance is low and stays reasonably constant over the full range of operating voltage and current. "ON" resistance also stays reasonably constant when exposed to radiation, being typically 30Ω pre-rad and 35Ω post 100kRAD(Si). This device provide break-before-make switching.

Specifications

Specifications for Rad Hard QML devices are controlled by the Defense Logistics Agency Land and Maritime (DLA). The SMD numbers listed below must be used when ordering.

Detailed Electrical Specifications for the HS-302RH, HS-302EH are contained in SMD# [5962-95812](#).

Functional Diagram



TRUTH TABLE

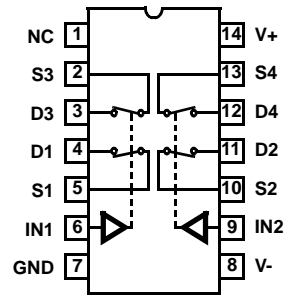
LOGIC	ALL SWITCHES
0	OFF
1	ON

Features

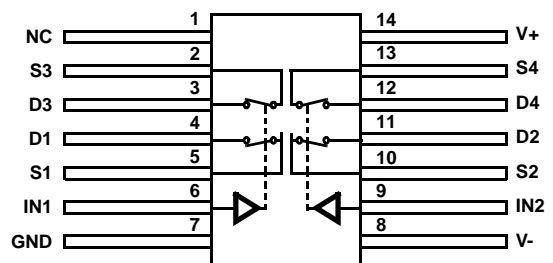
- QML Class T, Per MIL-PRF-38535
- Radiation Performance
 - Gamma Dose (γ) 1×10^5 RAD(Si)
- No Latch-Up, Dielectrically Isolated Device Islands
- Pin for Pin Compatible with Intersil HI-302 Series Analog Switches
- Analog Signal Range 15V
- Low Leakage. 100nA (Max, Post Rad)
- Low R_{ON} 60Ω (Max, Post Rad)
- Low Operating Power. 100μA (Max, Post Rad)

Pin Configurations

HS1-302RH, HS1-302EH
(SBDIP), CDIP2-T14
TOP VIEW



HS9-302RH, HS9-302EH
(FLATPACK), CDFP3-F14
TOP VIEW



HS-302RH, HS-302EH

Ordering Information

ORDERING NUMBER	PART NUMBER	TEMP. RANGE (°C)	PACKAGE	PKG. DWG. #
5962R9581201V9A	HS0-302RH-Q	-55 to +125	Die	N/A
5962R9581202V9A	HS0-302EH-Q	-55 to +125	Die	N/A
5962R9581201QCC	HS1-302RH-8	-55 to +125	14 Ld SBDIP	D14.3
5962R9581201VCC	HS1-302RH-Q	-55 to +125	14 Ld SBDIP	D14.3
5962R9581202VCC	HS1-302EH-Q	-55 to +125	14 Ld SBDIP	D14.3
5962R9581201QXC	HS9-302RH-8	-55 to +125	Flatpack	K14.A
5962R9581201VXC	HS9-302RH-Q	-55 to +125	Flatpack	K14.A
5962R9581202VXC	HS9-302EH-Q	-55 to +125	Flatpack	K14.A
HS9-302RH/PROTO	HS9-302RH/PROTO	-55 to +125	Flatpack	K14.A

NOTE: These Intersil Pb-free Hermetic packaged products employ 100% Au plate - e4 termination finish, which is RoHS compliant and compatible with both SnPb and Pb-free soldering operations.

HS-302RH, HS-302EH

Die Characteristics

DIE DIMENSIONS:

(2130 μ m x 1930 μ m x 533 μ m \pm 25.4 μ m)

84 x 76 x 21mils \pm 1mil

METALLIZATION:

Type: Al

Thickness: 12.5k \AA \pm 2k \AA

SUBSTRATE POTENTIAL:

Unbiased (DI)

BACKSIDE FINISH:

Silicon

PASSIVATION:

Type: Silox (SiO₂)

Thickness: 8k \AA \pm 1k \AA

WORST CASE CURRENT DENSITY:

< 2.0e5 A/cm²

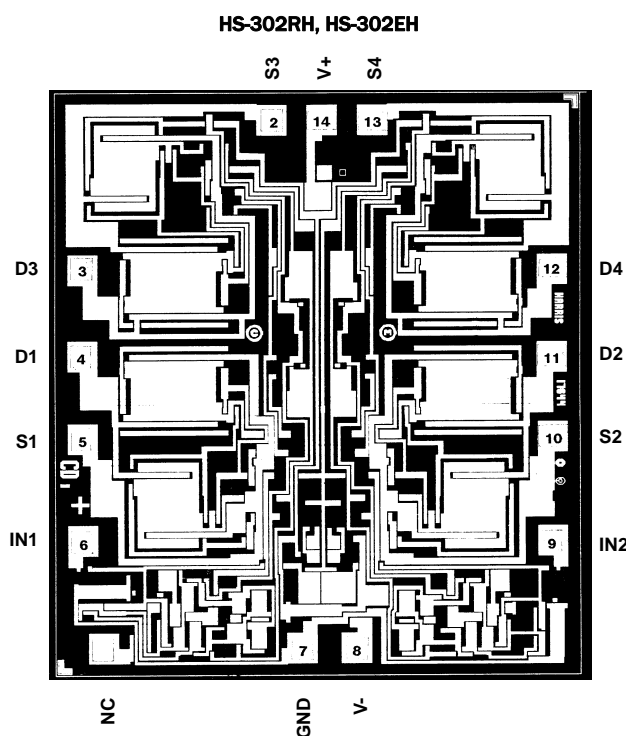
TRANSISTOR COUNT:

76

PROCESS:

Metal Gate CMOS, Dielectric Isolation

Metallization Mask Layout



For additional products, see www.intersil.com/en/products.html

Intersil products are manufactured, assembled and tested utilizing ISO9000 quality systems as noted in the quality certifications found at www.intersil.com/en/support/qualandreliability.html

Intersil products are sold by description only. Intersil Corporation reserves the right to make changes in circuit design, software and/or specifications at any time without notice. Accordingly, the reader is cautioned to verify that data sheets are current before placing orders. Information furnished by Intersil is believed to be accurate and reliable. However, no responsibility is assumed by Intersil or its subsidiaries for its use; nor for any infringements of patents or other rights of third parties which may result from its use. No license is granted by implication or otherwise under any patent or patent rights of Intersil or its subsidiaries.

For information regarding Intersil Corporation and its products, see www.intersil.com