

KEY FEATURES

- Enclosed Switching Power Supply
- Universal Input: 90-264 VAC
- With P.F.C. Function, PF>0.95
- Free Air Convection
- High Efficiency up to 93%
- RoHS Compliant Design
- Ultra Compact Size: 6.0 x 4.18 x 1.38 Inches
- 2-Years Product Warranty



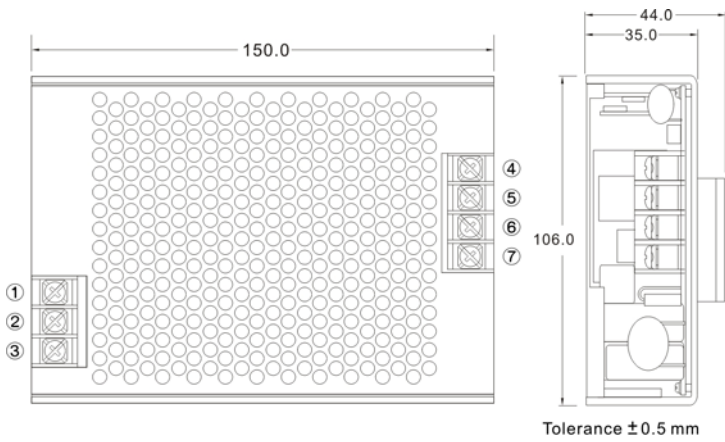
ELECTRICAL SPECIFICATIONS

Model No.	AQF240D-12S	AQF240D-24S	AQF240D-48S	
Max Output Wattage (W)	200W	240W	240W	
Input	Voltage			
	90-264 VAC or 120-370 VDC			
	Frequency (Hz)			
	47-63 Hz			
	Current (Full load)			
	<3.0 A max. (115 VAC) / <1.5 A max. (230 VAC)			
Inrush Current (<2ms)				
< 30 A max. (115 VAC) / < 60 A max. (230 VAC)				
Leakage Current				
< 0.5 mA max.				
Power Factor				
PF>0.98 (115 VAC) / PF>0.95 (230 VAC) at Full Load				
Output	Voltage (V.DC.)	12V	24V	48V
	Voltage Accuracy	±2%		
	Current (Convection) (A) max	16.66	10	5
	Line Regulation	±1%		
	Load Regulation	±1%		
	Minimum Load	0%		
	Maximum Capacitive Load	470-23,000µF depending on model		
	Ripple & Noise (max.)	120mVp-p	200mVp-p	
	Efficiency (typ.)	90%	92%	93%
	Hold-up Time	20 ms min.		
	Switching Frequency	100 kHz		
	Protection	Over Power Protection	Auto recovery	
Over Voltage Protection		Latch Off		
Short Circuit Protection		Latch Off		
Isolation	Input-Output (V.AC)	4000V		
	Input-FG (V.AC)	2000V		
	Output-FG (V.AC)	500V		
Environment	Operating Temperature	-10°C...+70°C (with derating)		
	Storage Temperature	-25°C...+85°C		
	Temperature Coefficient	±0.03%/°C (0~50°C)		
	Humidity	95% RH		
	MTBF	>50,000 h @ 25°C (MIL-HDBK-217F)		
	Vibration	10~500Hz, 2G 10min./1cycle, 60min. each along X, Y, Z axes.		
Physical	Dimension (L x W x H)	6.0 x 4.18 x 1.38 Inches (150.0 x 106.0 x 35.0 mm) Tolerance ±0.5 mm		
	Weight	615 g		
	Cooling Method	Free convection		
Safety	Agency Approvals	CE, UL60950		
EMC	EMI (Conducted & Radiated Emission)	EN 55022 class B		
	EMS (Noise Immunity)	EN 55024		

1. All specifications valid at nominal input voltage, full load and +25°C after warm-up time unless otherwise stated.

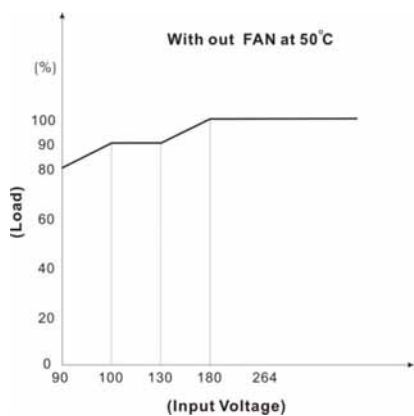
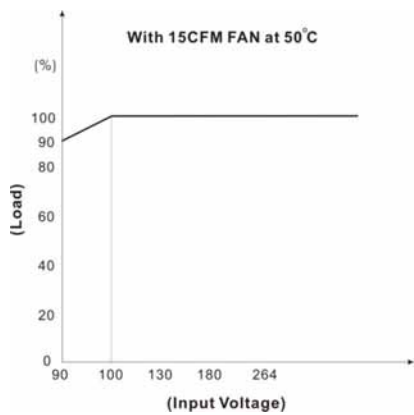
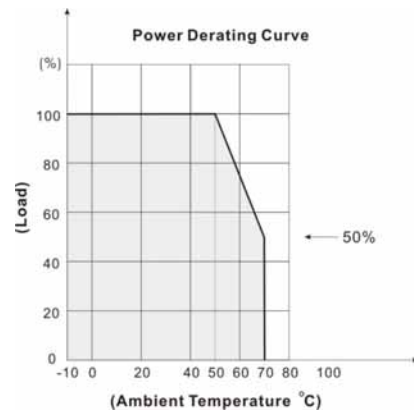
2. Ripple & Noise are measured at 20MHz of bandwidth with 0.1µF & 47µF parallel capacitor.

MECHANICAL DIMENSION (Top View)



PIN#	SINGLE
1	AC IN (L)
2	AC IN (N)
3	FG
4	+DC OUT
5	+DC OUT
6	-DC OUT
7	-DC OUT

DRATING



BLOCK DIAGRAM

