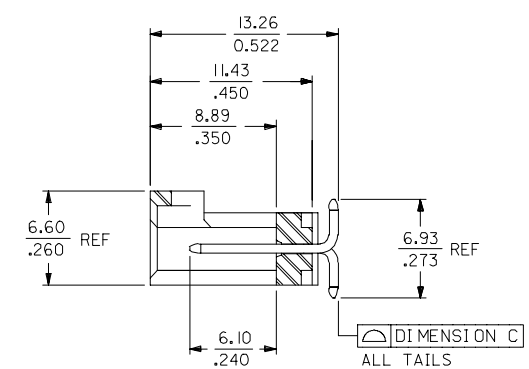
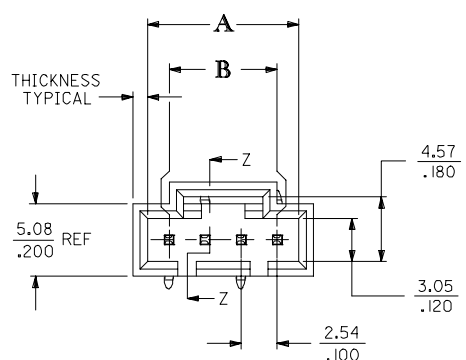
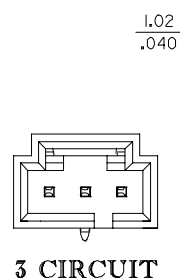
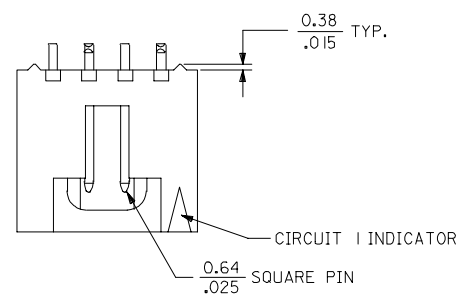


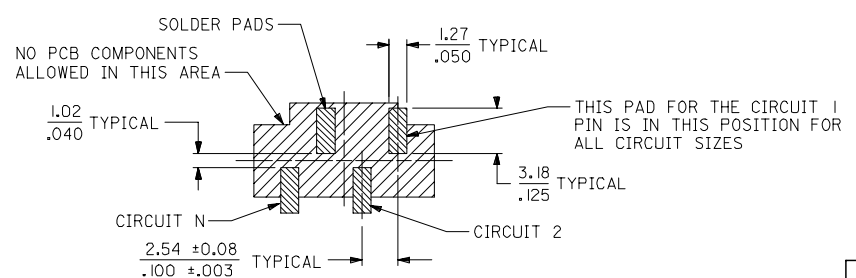
CKT. SIZE	DIMENSION A		DIMENSION B		DIMENSION C	
	MM	IN.	MM	IN.	MM	IN.
	3	8.13	.320	5.08	.200	0.15
4	10.67	.420	7.62	.300	0.15	.006
5	13.21	.520	10.16	.400	0.15	.006
6	15.75	.620	12.70	.500	0.15	.006
7	18.29	.720	15.24	.600	0.15	.006
8	20.83	.820	17.78	.700	0.15	.006
9	23.37	.920	20.32	.800	0.15	.006
10	25.91	1.020	22.86	.900	0.15	.006
11	28.45	1.120	25.40	1.000	0.15	.006
12	30.99	1.220	27.94	1.100	0.15	.006
13	33.53	1.320	30.48	1.200	0.15	.006
14	36.07	1.420	33.02	1.300	0.15	.006
15	38.61	1.520	35.56	1.400	0.15	.006
16	41.15	1.620	38.10	1.500	0.15	.006
17	43.69	1.720	40.64	1.600	0.15	.006
18	46.23	1.820	43.18	1.700	0.15	.006
19	48.77	1.920	45.72	1.800	0.15	.006
20	51.31	2.020	48.26	1.900	0.18	.007
21	53.85	2.120	50.80	2.000	0.18	.007
22	56.39	2.220	53.34	2.100	0.18	.007
23	58.93	2.320	55.88	2.200	0.18	.007
24	61.47	2.420	58.42	2.300	0.18	.007
25	64.01	2.520	60.96	2.400	0.18	.007



4 CIRCUIT SHOWN

NOTES:

- HEADER MATERIAL: GLASS FILLED POLYESTER; UL94V-0; COLOR: BLACK
PIN MATERIAL: PHOSPHOR BRONZE
 - HEADER TO BE USED WITH OPTION 'G' 70400 AND 70430 SERIES SL CONNECTORS.
 - REFER TO MOLEX PRODUCT SPECIFICATION PS-70541.
 - PRODUCT PACKAGED PER PK-70873-003.
 - PLATINGS (SEE CHART ON SHEET 2):
 TIN - .000150 MINIMUM TIN PLATE OVER NICKEL PLATE.
 15 GOLD - .000015 MINIMUM GOLD PLATE IN SELECT AREA, .000075 MINIMUM TIN PLATE IN SELECT AREA, OVER NICKEL PLATE OVERALL.
 30 GOLD - .000030 MINIMUM GOLD PLATE IN SELECT AREA, .000075 MINIMUM TIN PLATE IN SELECT AREA, OVER NICKEL PLATE OVERALL.
- THE PRIMARY SHIPPING CARTON WILL BE LABELED "COMPLIANT TO RoHS DIRECTIVE 2002/95/EC AND ELV ANNEX II OF DIRECTIVE 2000/53/EC". CARTONS WITHOUT THIS LABEL MAY CONTAIN PRODUCT WITH LEAD.



RECOMMENDED PC BOARD LAYOUT

2	D
1	D
SHT.	REV.

ADD 74099-0025 EC NO: UICP2007-1071 DRAWN:MSIBARRA 2006/11/13 CHKD: 2006/11/17 APPR:SMILLER 2006/11/20 REV. DESCRIPTION	QUALITY SYMBOLS ▽=0 ▽=0	GENERAL TOLERANCES (UNLESS SPECIFIED) <table border="1"> <tr> <th></th> <th>mm</th> <th>INCH</th> </tr> <tr> <td>4 PLACES</td> <td>± .15</td> <td>± .005</td> </tr> <tr> <td>3 PLACES</td> <td>± .10</td> <td>± .004</td> </tr> <tr> <td>2 PLACES</td> <td>± .075</td> <td>± .003</td> </tr> <tr> <td>1 PLACE</td> <td>± .05</td> <td>± .002</td> </tr> </table>		mm	INCH	4 PLACES	± .15	± .005	3 PLACES	± .10	± .004	2 PLACES	± .075	± .003	1 PLACE	± .05	± .002	DIMENSION STYLE MM/IN DRAWN BY: BBARKER CHECKED BY: DMORGAN APPROVED BY: SMILLER DATE: 03/06/18 DATE: 03/06/18 DATE: 03/06/18	SCALE: 4:1 DESIGN UNITS: INCH THIRD ANGLE PROJECTION	TITLE: SALES ASSY, SL VERTICAL HEADER, SMT W/ LATCH MATERIAL NO.: SEE TABLE DOCUMENT NO.: SD-74099-001 SHEET NO.: 1 OF 2
		mm	INCH																	
4 PLACES	± .15	± .005																		
3 PLACES	± .10	± .004																		
2 PLACES	± .075	± .003																		
1 PLACE	± .05	± .002																		
DRAFT WHERE APPLICABLE MUST REMAIN WITHIN DIMENSIONS		THIS DRAWING CONTAINS INFORMATION THAT IS PROPRIETARY TO MOLEX INCORPORATED AND SHOULD NOT BE USED WITHOUT WRITTEN PERMISSION																		

	13	12	11	10	9	8	7	6	5	4	3	2	1	
J	CIRCUIT SIZE	ASSEMBLY ITEM NUMBER 74099	PLATING	MATING END PLATING		P.C. BOARD END PLATING								
			SEE NOTE 6	TYPE	TYPE									
	3-25	-0003-0025	TIN	TIN	TIN									
I	3-24	-1003-1024	15 GOLD	GOLD	TIN									
	3-24	-2003-2024	30 GOLD	GOLD	TIN									
H														

G	CIRCUIT SIZE	ASSEMBLY ITEM NUMBER	ASSEMBLY ITEM NUMBER	ASSEMBLY ITEM NUMBER	ASSEMBLY ITEM NUMBER	ASSEMBLY ITEM NUMBER	ASSEMBLY ITEM NUMBER	
	3	74099-0003	74099-1003	74099-2003				
	4	74099-0004	74099-1004	74099-2004				
	5	74099-0005	74099-1005	74099-2005				
F	6	74099-0006	74099-1006	74099-2006				
	7	74099-0007	74099-1007	74099-2007				
	8	74099-0008	74099-1008	74099-2008				
	9	74099-0009	74099-1009	74099-2009				
	10	74099-0010	74099-1010	74099-2010				
	11	74099-0011	74099-1011	74099-2011				
	12	74099-0012	74099-1012	74099-2012				
E	13	74099-0013	74099-1013	74099-2013				
	14	74099-0014	74099-1014	74099-2014				
	15	74099-0015	74099-1015	74099-2015				
	16	74099-0016	74099-1016	74099-2016				
	17	74099-0017	74099-1017	74099-2017				
	18	74099-0018	74099-1018	74099-2018				
	19	74099-0019	74099-1019	74099-2019				
D	20	74099-0020	74099-1020	74099-2020				
	21	74099-0021	74099-1021	74099-2021				
	22	74099-0022	74099-1022	74099-2022				
	23	74099-0023	74099-1023	74099-2023				
	24	74099-0024	74099-1024	74099-2024				
	25	74099-0025						

C													C																																			
B													B																																			
A	<table border="1"> <tr> <td rowspan="2"> ADD 74099-0025 EC NO: UCP2007-1071 D DRWNS:BARRA 2006/11/13 CHKD:BBARKER 2006/11/17 APPR:SMILLER 2006/11/20 REVISIONS DESCRIPTION </td> <td>QUALITY SYMBOLS</td> <td>GENERAL TOLERANCES (UNLESS SPECIFIED)</td> <td>DIMENSION STYLE</td> <td>SCALE</td> <td>DESIGN UNITS</td> <td>THIRD ANGLE PROJECTION</td> </tr> <tr> <td> $\nabla=0$ $\nabla=0$ </td> <td> <table border="1"> <tr> <th></th> <th>mm</th> <th>INCH</th> </tr> <tr> <td>4 PLACES</td> <td>± ---</td> <td>± ---</td> </tr> <tr> <td>3 PLACES</td> <td>± ---</td> <td>± .010</td> </tr> <tr> <td>2 PLACES</td> <td>± 0.25</td> <td>± ---</td> </tr> <tr> <td>1 PLACE</td> <td>± ---</td> <td>± ---</td> </tr> </table> </td> <td>MM/IN</td> <td>---</td> <td>INCH</td> <td> </td> </tr> <tr> <td colspan="2"> DRAFT WHERE APPLICABLE MUST REMAIN WITHIN DIMENSIONS </td> <td> DRAWN BY: BBARKER CHECKED BY: DMORGAN APPROVED BY: SMILLER MATERIAL NO. </td> <td> DATE: 01/11/29 DATE: 01/11/29 DATE: 01/11/29 </td> <td colspan="3"> TITLE: SALES ASSY, SL VERTICAL HEADER, SMT W/ LATCH MOLEX INCORPORATED DOCUMENT NO. SD-74099-001 SHEET NO. 2 OF 2 </td> </tr> </table>												ADD 74099-0025 EC NO: UCP2007-1071 D DRWNS:BARRA 2006/11/13 CHKD:BBARKER 2006/11/17 APPR:SMILLER 2006/11/20 REVISIONS DESCRIPTION	QUALITY SYMBOLS	GENERAL TOLERANCES (UNLESS SPECIFIED)	DIMENSION STYLE	SCALE	DESIGN UNITS	THIRD ANGLE PROJECTION	$\nabla=0$ $\nabla=0$	<table border="1"> <tr> <th></th> <th>mm</th> <th>INCH</th> </tr> <tr> <td>4 PLACES</td> <td>± ---</td> <td>± ---</td> </tr> <tr> <td>3 PLACES</td> <td>± ---</td> <td>± .010</td> </tr> <tr> <td>2 PLACES</td> <td>± 0.25</td> <td>± ---</td> </tr> <tr> <td>1 PLACE</td> <td>± ---</td> <td>± ---</td> </tr> </table>		mm	INCH	4 PLACES	± ---	± ---	3 PLACES	± ---	± .010	2 PLACES	± 0.25	± ---	1 PLACE	± ---	± ---	MM/IN	---	INCH		DRAFT WHERE APPLICABLE MUST REMAIN WITHIN DIMENSIONS		DRAWN BY: BBARKER CHECKED BY: DMORGAN APPROVED BY: SMILLER MATERIAL NO.	DATE: 01/11/29 DATE: 01/11/29 DATE: 01/11/29	TITLE: SALES ASSY, SL VERTICAL HEADER, SMT W/ LATCH MOLEX INCORPORATED DOCUMENT NO. SD-74099-001 SHEET NO. 2 OF 2			A
	ADD 74099-0025 EC NO: UCP2007-1071 D DRWNS:BARRA 2006/11/13 CHKD:BBARKER 2006/11/17 APPR:SMILLER 2006/11/20 REVISIONS DESCRIPTION	QUALITY SYMBOLS	GENERAL TOLERANCES (UNLESS SPECIFIED)	DIMENSION STYLE	SCALE	DESIGN UNITS	THIRD ANGLE PROJECTION																																									
$\nabla=0$ $\nabla=0$		<table border="1"> <tr> <th></th> <th>mm</th> <th>INCH</th> </tr> <tr> <td>4 PLACES</td> <td>± ---</td> <td>± ---</td> </tr> <tr> <td>3 PLACES</td> <td>± ---</td> <td>± .010</td> </tr> <tr> <td>2 PLACES</td> <td>± 0.25</td> <td>± ---</td> </tr> <tr> <td>1 PLACE</td> <td>± ---</td> <td>± ---</td> </tr> </table>		mm	INCH	4 PLACES	± ---	± ---	3 PLACES	± ---	± .010	2 PLACES	± 0.25	± ---	1 PLACE	± ---	± ---	MM/IN	---	INCH																												
	mm	INCH																																														
4 PLACES	± ---	± ---																																														
3 PLACES	± ---	± .010																																														
2 PLACES	± 0.25	± ---																																														
1 PLACE	± ---	± ---																																														
DRAFT WHERE APPLICABLE MUST REMAIN WITHIN DIMENSIONS		DRAWN BY: BBARKER CHECKED BY: DMORGAN APPROVED BY: SMILLER MATERIAL NO.	DATE: 01/11/29 DATE: 01/11/29 DATE: 01/11/29	TITLE: SALES ASSY, SL VERTICAL HEADER, SMT W/ LATCH MOLEX INCORPORATED DOCUMENT NO. SD-74099-001 SHEET NO. 2 OF 2																																												